

z/OS Introduction and Workshop

Db2 Lab



```
Class - svscmvx
File Edit View Communication Actions Window Help
Menu List Mode Functions Utilities Help

ISPF Command Shell
Enter TSO or Workstation commands below:
==> listc ent('accounts')

Place cursor on choice and press enter to Delete command
=> define alias(name('accounts') relate('catalog.useraaa'))
=>
=>
=>
=>
=>
=>
=>
=>
=>
=>
ALIAS ----- ACCOUNTS
*** IN-CAT --- MASTERY.CATALOG
*** _

MR
Connected to remote server/host 204.90.115.104 using lu/pool TCP00129 and port 623
```

```
Class - sysconvx
File Edit View Communication Actions Window Help
Menu RefList RgfMode Utilities Help
-----
Option ==> Data Set List Utility
-----
blank Display data set list          P Print data set list
      V Display VTOC information      PV Print VTOC information

Enter one or both of the parameters below:
Dsname Level . . . accounts
Volume serial . . .

Data set list options
Initial View
1 1. Volume
  2. Space
  3. Attrib
  4. Total

Enter "/" to select option
/ Confirm Data Set Delete
/ Confirm Member Delete
/ Include Additional Qualifiers
/ Display Catalog Name
/ Display Total Tracks
_ Prefix Dsname Level

When the data set list is displayed, enter either:
"/" on the data set list command field for the command prompt pop-up,
an ISPF line command, the name of a TSO command, CLIST, or REXX exec, or
"=" to execute the previous command.

MR
-----
Connected to remote server/host: 204.90.115.184 using lu/pool TCP00129 and port 623
```

```
Class - syscon/ox
File Edit View Communication Actions Window Help
Menu Options View Utilities Compilers Help
DSLIST - Data Sets Matching ACCOUNTS Row 1 of 1
Command ==> _ Scroll ==> CSR
Command - Enter "/" to select action Message Volume
-----
ACCOUNTS *ALIAS
***** End of Data Set list *****
MR
```

```
Class - syscon/ox
File Edit View Communication Actions Window Help
-----
Menu Utilities Compilers Options Status Help
-----
Option ==> d2
ISPF Primary Option Menu
-----
Option ==> d2
More:
-----
OE OEDIT      OpenEdition MVS Edit files
OB OBROWSE    OpenEdition MVS Browse files
OS OSHELL     OpenEdition MVS ISPF Shell
BR READ      BookManager READ/MVS
BB BUILD     BookManager BUILD/MVS
BI READ INDEX BookManager Index Utility
DA DXT ADMIN  Invoke DXT Administrative Dialogs
DE DXT END USER Invoke DXT End User Dialogs
DU MVS/DITTO  MVS/DITTO Utility
IN INSPECT   INSPECT for C/370 and PL/I
MQ MQSeries   MQSeries 5.3.1
DZ DB2I      Perform DB2 Interactive functions
DM DB2ADM    DB2 Admin Tool
PM DB2PM     DB2 Performance Monitor for DB2
DC DB2DC     DATABASE Data Collection
QM QMF       Query Management Facility for DB2
QT QMFTOOL   QMF Message Tool
CO CICS PD/MVS CICS PD/MVS Online Customization
CP CICS PD/MVS CICS Problem Determination/MVS
OP OPC/ESA   Operations Planning/Control/ESA
W WLM        Work Load Manager Administration
RS RRS       Resource Recovery Services
FM File Manager File Manager for z/OS
FD FM/DB2    File Manager/DB2
FI FM/IMS    File Manager/IMS

Enter X to Terminate using log/list defaults
MA
-----
Connected to remote server/host: 204.90.115.184 using lu/pool TCP00166 and port 623
```

```
Class - svscm\vx
File Edit View Communication Actions Window Help
DB2I PRIMARY OPTION MENU                      SSID:
COMMAND ==>> d_

Select one of the following DB2 functions and press ENTER.

1  SPUFI                      (Process SQL statements)
2  DCLGEN                      (Generate SQL and source language declarations)
3  PROGRAM PREPARATION        (Prepare a DB2 application program to run)
4  PRECOMPILE                  (Invoke DB2 precompiler)
5  BIND/REBIND/FREE           (BIND, REBIND, or FREE plans or packages)
6  RUN                         (RUN an SQL program)
7  DB2 COMMANDS                (Issue DB2 commands)
8  UTILITIES                   (Invoke DB2 utilities)
D  DB2I DEFAULTS               (Set global parameters)
X  EXIT                        (Leave DB2I)

PRESS:                               END to exit           HELP for more information

MA  a
Connected to remote server/host: 204.90.115.184 using lu/pool TCP00166 and port 623
```

```
Class - svscmrx
File Edit View Communication Actions Window Help
DB2 I DEFAULTS PANEL 1
COMMAND ==>

Change defaults as desired:

1 DB2 NAME ..... ==> DB9G (Subsystem identifier)
2 DB2 CONNECTION RETRIES ==> 0 (How many retries for DB2 connection)
3 APPLICATION LANGUAGE ==> IBMCOB (ASM, C, CPP, IBMCOB, FORTRAN, PLI)
4 LINES/PAGE OF LISTING ==> 60 (A number from 5 to 999)
5 MESSAGE LEVEL ..... ==> 1 (Information, Warning, Error, Severe)
6 SQL STRING DELIMITER ==> DEFAULT (DEFAULT, ' or ")
7 DECIMAL POINT ..... ==> . (. or ,)
8 STOP IF RETURN CODE >= ==> 8 (Lowest terminating return code)
9 NUMBER OF ROWS ..... ==> 20 (For ISPF Tables)
10 AS USER ..... ==> (Userid to associate with the trusted
connection)

PRESS: ENTER to process END to cancel HELP for more information

MA
Connected to remote server/host: 204.90.115.184 using lu/pool TCP00166 and port 623
```

```
Class - svscm\vx
File Edit View Communication Actions Window Help
DB2I PRIMARY OPTION MENU                      SSID: DB9G
COMMAND ==>> 1_
Select one of the following DB2 functions and press ENTER.

1  SPUFI                      (Process SQL statements)
2  DCLGEN                      (Generate SQL and source language declarations)
3  PROGRAM PREPARATION        (Prepare a DB2 application program to run)
4  PRECOMPILE                 (Invoke DB2 precompiler)
5  BIND/REBIND/FREE          (BIND, REBIND, or FREE plans or packages)
6  RUN                        (RUN an SQL program)
7  DB2 COMMANDS              (Issue DB2 commands)
8  UTILITIES                  (Invoke DB2 utilities)
D  DB2I DEFAULTS             (Set global parameters)
X  EXIT                       (Leave DB2I)

PRESS:                                END to exit          HELP for more information

MA
```

Connected to remote server/host: 204.90.115.184 using lu/pool TCP00166 and port 623


```
Class - svscmrx
File Edit View Communication Actions Window Help
SPUFI SSID: DB9G
====>
Enter the input data set name: (Can be sequential or partitioned)
1 DATA SET NAME ... ==> 'ZIBM030.DB2.SQL(ACCT1)'
2 VOLUME SERIAL ... ==> - (Enter if not cataloged)
3 DATA SET PASSWORD ==> - (Enter if password protected)
Enter the output data set name: (Must be a sequential data set)
4 DATA SET NAME ... ==> DB2.OUT
Specify processing options:
5 CHANGE DEFAULTS ==> YES (Y/N - Display SPUFI defaults panel?)
6 EDIT INPUT ..... ==> YES (Y/N - Enter SQL statements?)
7 EXECUTE ..... ==> YES (Y/N - Execute SQL statements?)
8 AUTOCOMMIT ..... ==> YES (Y/N - Commit after successful run?)
9 BROWSE OUTPUT ... ==> YES (Y/N - Browse output data set?)
For remote SQL processing:
10 CONNECT LOCATION ==>
PRESS: ENTER to process END to exit HELP for more information
MA b
Connected to remote server/host: 204.90.115.184 using lu/pool TCP00167 and port 623
```

```
Class - svscmvox
File Edit View Communication Actions Window Help
CURRENT SPUI1 DEFAULTS                      SSID: DB9G
====> _

 1 SQL TERMINATOR .. ==> ;                (SQL Statement Terminator)
 2 ISOLATION LEVEL  ==> RR                (RR=Repeatable Read, CS=Cursor Stability,
                                         UR=Uncommitted Read)
 3 MAX SELECT LINES ==> 250              (Max lines to be return from SELECT)
 4 ALLOW SQL WARNINGS==> NO              (Continue fetching after sqlwarning)
 5 CHANGE PLAN NAMES ==> NO              (Change the plan names used by SPUFI)
 6 SQL FORMAT..... ==> SQL               (SQL, SQLCOMNT, or SQLPL)
Output data set characteristics:
 7 SPACE UNIT ..... ==> TRK              (TRK or CYL)
 8 PRIMARY SPACE ... ==> 6                (Primary space allocation 1-999)
 9 SECONDARY SPACE . ==> 5                (Secondary space allocation 0-999)
10 RECORD LENGTH ... ==> 4092            (LRECL=Logical record length)
11 BLOCK SIZE ..... ==> 4096            (Size of one block)
12 RECORD FORMAT ... ==> VB              (RECFM=F, FB, FBA, V, VB, or VBA)
13 DEVICE TYPE ..... ==> SYSDA           (Must be DASD unit name)
Output format characteristics:
14 MAX NUMERIC FIELD ==> 33              (Maximum width for numeric fields)
15 MAX CHAR FIELD .. ==> 80              (Maximum width for character fields)
16 COLUMN HEADING .. ==> NAMES           (NAMES, LABELS, ANY or BOTH)
PRESS: ENTER to process      END to exit      HELP for more information

MA b
Connected to remote server/host: 204.90.115.184 using lu/pool TCP00167 and port 623
```

```
Class - sysconn
File Edit View Communication Actions Window Help
File Edit Edit_Settings Menu Utilities Compilers Test Help
EDIT ZIBM030.DB2.SQL(ACCT1) - 01.02 Columns 00001 00072
Command ==> Scroll ==> PAGE
***** Top of Data *****
000002 --DROP DATABASE ACCOUNTS;
000003 --COMMIT ;
000004 --DROP STOGROUP ACCTDISK;
000005 COMMIT ;
000007 --*****
000008 CREATE STOGROUP ACCTDISK VOLUMES (VPARC1) VCAT ACCOUNTS;
000009 COMMIT ;
000010 --*****
000020 CREATE DATABASE ACCOUNTS STOGROUP ACCTDISK BUFFERPOOL BP0;
000021 --*****
000022 GRANT DBADM ON DATABASE ACCOUNTS TO PUBLIC;
000024 GRANT USE OF STOGROUP ACCTDISK TO PUBLIC;
000025 GRANT STATS ON DATABASE ACCOUNTS TO PUBLIC;
000026 --GRANT BINDADD TO PUBLIC;
000027 --REVOKE CREATEIN ON SCHEMA * FROM PUBLIC;
000028 --GRANT CREATEIN ON SCHEMA * TO PUBLIC;
000040 --SELECT * FROM SYSIBM.SYSTABLES WHERE NAME LIKE 'TBL%';
000050 --SELECT * FROM SYSIBM.SYSTABLES;
000060 --SELECT * FROM SYSIBM.SYSVOLUMES;
***** Bottom of Data *****
MA b
Connected to remote server/host 204.90.115.184 using lu/pool TCP00167 and port 623
```

```
Class - svscmrx
File Edit View Communication Actions Window Help
SPUFI SSID: DB9G
===>
DSNE803A INPUT FILE WAS NOT CHANGED. PRESS ENTER TO CONTINUE
Enter the input data set name: (Can be sequential or partitioned)
1 DATA SET NAME ... ==> 'ZIBM030.DB2.SQL(ACCT1)'
2 VOLUME SERIAL ... ==> - (Enter if not cataloged)
3 DATA SET PASSWORD ==> - (Enter if password protected)

Enter the output data set name: (Must be a sequential data set)
4 DATA SET NAME ... ==> DB2.OUT

Specify processing options:
5 CHANGE DEFAULTS ==> * (Y/N - Display SPUFI defaults panel?)
6 EDIT INPUT ..... ==> * (Y/N - Enter SQL statements?)
7 EXECUTE ..... ==> YES (Y/N - Execute SQL statements?)
8 AUTOCOMMIT ..... ==> YES (Y/N - Commit after successful run?)
9 BROWSE OUTPUT ... ==> YES (Y/N - Browse output data set?)

For remote SQL processing:
10 CONNECT LOCATION ==>

PRESS: ENTER to process END to exit HELP for more information

MA b
Connected to remote server/host: 204.90.115.184 using lu/pool TCP00167 and port 623
```

```

Class - svscmvox
File Edit View Communication Actions Window Help
Menu Utilities Compilers Help

BROWSE      IBMUSER.DB2.OUT                      Line 00000000 Col 001 080
Command ==>                                     Scroll ==> PAGE
***** Top of Data *****
-----+-----+-----+-----+-----+-----+-----+-----+-----+
--DROP DATABASE ACCOUNTS;                        00000201
--COMMIT ;                                       00000301
--DROP STOGROUP ACCTDISK;                        00000402
  COMMIT ;                                       00000600
-----+-----+-----+-----+-----+-----+-----+-----+-----+
DSNEG16I STATEMENT EXECUTION WAS SUCCESSFUL, SQLCODE IS 0
-----+-----+-----+-----+-----+-----+-----+-----+-----+
--*****
  CREATE STOGROUP ACCTDISK VOLUMES (VPARC1) VCAT ACCOUNTS; 00000700
-----+-----+-----+-----+-----+-----+-----+-----+-----+
DSNEG16I STATEMENT EXECUTION WAS SUCCESSFUL, SQLCODE IS 0
  COMMIT ;                                       00000900
-----+-----+-----+-----+-----+-----+-----+-----+-----+
DSNEG16I STATEMENT EXECUTION WAS SUCCESSFUL, SQLCODE IS 0
--*****
  CREATE DATABASE ACCOUNTS STOGROUP ACCTDISK BUFFERPOOL BP0; 00002000
-----+-----+-----+-----+-----+-----+-----+-----+-----+
DSNEG16I STATEMENT EXECUTION WAS SUCCESSFUL, SQLCODE IS 0
--*****
  GRANT DBADM ON DATABASE ACCOUNTS TO PUBLIC; 00002100
-----+-----+-----+-----+-----+-----+-----+-----+-----+
DSNEG16I STATEMENT EXECUTION WAS SUCCESSFUL, SQLCODE IS 0
-----+-----+-----+-----+-----+-----+-----+-----+-----+
MA  b
-----+-----+-----+-----+-----+-----+-----+-----+-----+
Connected to remote server/host: 204.90.115.184 using lu/pool TCP00167 and port 623

```

```
Class - svscm/voc
File Edit View Communication Actions Window Help
DB2I PRIMARY OPTION MENU                      SSID: DB9G
COMMAND ==>> 1_
Select one of the following DB2 functions and press ENTER.
1  SPUFI                      (Process SQL statements)
2  DCLGEN                      (Generate SQL and source language declarations)
3  PROGRAM PREPARATION        (Prepare a DB2 application program to run)
4  PRECOMPILE                 (Invoke DB2 precompiler)
5  BIND/REBIND/FREE           (BIND, REBIND, or FREE plans or packages)
6  RUN                        (RUN an SQL program)
7  DB2 COMMANDS               (Issue DB2 commands)
8  UTILITIES                  (Invoke DB2 utilities)
D  DB2I DEFAULTS              (Set global parameters)
X  EXIT                       (Leave DB2I)

PRESS:                                END to exit          HELP for more information

MA
```

Connected to remote server/host: 204.90.115.184 using lu/pool TCP00166 and port 623

```
Class - svscmrx
File Edit View Communication Actions Window Help
SPUFI SSID: DB9G
====>

Enter the input data set name: (Can be sequential or partitioned)
1 DATA SET NAME ... ==> db2.sql(acct2) _
2 VOLUME SERIAL ... ==> (Enter if not cataloged)
3 DATA SET PASSWORD ==> (Enter if password protected)

Enter the output data set name: (Must be a sequential data set)
4 DATA SET NAME ... ==> db2.out

Specify processing options:
5 CHANGE DEFAULTS ==> Y (Y/N - Display SPUFI defaults panel?)
6 EDIT INPUT ..... ==> YES (Y/N - Enter SQL statements?)
7 EXECUTE ..... ==> YES (Y/N - Execute SQL statements?)
8 AUTOCOMMIT ..... ==> YES (Y/N - Commit after successful run?)
9 BROWSE OUTPUT ... ==> YES (Y/N - Browse output data set?)

For remote SQL processing:
10 CONNECT LOCATION ==>

PRESS: ENTER to process END to exit HELP for more information

MA
Connected to remote server/host: 204.90.115.184 using lu/pool TCP00166 and port 623
```

```
Class - svscmvox
File Edit View Communication Actions Window Help
CURRENT SPUI1 DEFAULTS                      SSID: DB9G
====> _

 1 SQL TERMINATOR .. ==> ;                    (SQL Statement Terminator)
 2 ISOLATION LEVEL  ==> CS                    (RR=Repeatable Read, CS=Cursor Stability,
                                          UR=Uncommitted Read)
 3 MAX SELECT LINES ==> 250                  (Max lines to be return from SELECT)
 4 ALLOW SQL WARNINGS==> NO                  (Continue fetching after sqlwarning)
 5 CHANGE PLAN NAMES ==> NO                  (Change the plan names used by SPUFI)
 6 SQL FORMAT..... ==> SQL                  (SQL, SQLCOMNT, or SQLPL)
Output data set characteristics:
 7 SPACE UNIT ..... ==> TRK                  (TRK or CYL)
 8 PRIMARY SPACE ... ==> 6                  (Primary space allocation 1-999)
 9 SECONDARY SPACE . ==> 5                  (Secondary space allocation 0-999)
10 RECORD LENGTH ... ==> 4092              (LRECL=Logical record length)
11 BLOCK SIZE ..... ==> 4096              (Size of one block)
12 RECORD FORMAT ... ==> VB                (RECFM=F, FB, FBA, V, VB, or VBA)
13 DEVICE TYPE ..... ==> SYSDA             (Must be DASD unit name)
Output format characteristics:
14 MAX NUMERIC FIELD ==> 33                (Maximum width for numeric fields)
15 MAX CHAR FIELD .. ==> 80                (Maximum width for character fields)
16 COLUMN HEADING .. ==> NAMES            (NAMES, LABELS, ANY or BOTH)
PRESS: ENTER to process      END to exit      HELP for more information
```

MA

Connected to remote server/host: 204.90.115.184 using lu/pool TCP00166 and port 623


```
Class - syscmvnx
File Edit View Communication Actions Window Help
File Edit Edit_Settings Menu Utilities Compilers Test Help
EDIT ZIBM030.DB2.SQL(ACCT2) - 01.00 Columns 00001 00072
Command ==> c ## 30 all Scroll ==> PAGE
***** Top of Data *****
000002 --DROP TABLESPACE ACCOUNTS.TS##;
000003 --COMMIT;
000004 --*****
000007 CREATE TABLESPACE TS## IN ACCOUNTS
000008 USING STOGROUP ACCTDISK PRIQTY 20 SECQTY 20 ERASE NO
000009 LOCKSIZE PAGE LOCKMAX SYSTEM
000010 BUFFERPOOL BPO CLOSE NO COMPRESS YES;
000020 COMMIT;
000021 --*****
000030 CREATE TABLE ZIBM0##.TBL##
000040 (ACCTNO CHAR(8) NOT NULL,
000050 LIMIT DECIMAL(9,2) ,
000060 BALANCE DECIMAL(9,2) ,
000070 SURNAME CHAR(20) NOT NULL,
000080 FIRSTN CHAR(15) NOT NULL,
000090 ADDRESS1 CHAR(25) ,
000100 ADDRESS2 CHAR(20) ,
000200 ADDRESS3 CHAR(15) ,
000300 RESERVED CHAR(7) ,
000400 COMMENTS CHAR(50) ,
000500 PRIMARY KEY(ACCTNO))
000600 IN ACCOUNTS.TS##;
000800 COMMIT;
000810 --*****
000900 GRANT USE OF TABLESPACE ACCOUNTS.TS## TO PUBLIC;
001000 GRANT DELETE, INSERT, SELECT, UPDATE ON TABLE ZIBM0##.TBL##
001100 TO PUBLIC AT ALL LOCATIONS;
MA
Connected to remote server/host: 204.90.115.184 using lu/pool TCP00166 and port 623
```

```
Class - syscmvnx
File Edit View Communication Actions Window Help
File Edit Edit_Settings Menu Utilities Compilers Test Help

EDIT ZIBM030.DB2.SQL(ACCT2) - 01.00 CHARS '##' changed
Command ==> Scroll ==> PAGE
***** Top of Data *****
==CHG> --DROP TABLESPACE ACCOUNTS.TS30;
000003 --COMMIT;
000004 --*****
==CHG> CREATE TABLESPACE TS30 IN ACCOUNTS
000008 USING STOGROUP ACCTDISK PRIORITY 20 SECURITY 20 ERASE NO
000009 LOCKSIZE PAGE LOCKMAX SYSTEM
000010 BUFFERPOOL BPO CLOSE NO COMPRESS YES;
000020 COMMIT;
000021 --*****
==CHG> CREATE TABLE ZIBM030.TBL30
000040 (ACCTNO CHAR(8) NOT NULL,
000050 LIMIT DECIMAL(9,2) ,
000060 BALANCE DECIMAL(9,2) ,
000070 SURNAME CHAR(20) NOT NULL,
000080 FIRSTN CHAR(15) NOT NULL,
000090 ADDRESS1 CHAR(25) ,
000100 ADDRESS2 CHAR(20) ,
000200 ADDRESS3 CHAR(15) ,
000300 RESERVED CHAR(7) ,
000400 COMMENTS CHAR(50) ,
000500 PRIMARY KEY(ACCTNO))
==CHG> IN ACCOUNTS.TS30;
000800 COMMIT;
000810 --*****
==CHG> GRANT USE OF TABLESPACE ACCOUNTS.TS30 TO PUBLIC;
==CHG> GRANT DELETE, INSERT, SELECT, UPDATE ON TABLE ZIBM030.TBL30
001100 TO PUBLIC AT ALL LOCATIONS;

MA
Connected to remote server/host: 204.90.115.184 using lu/pool TCP00166 and port 623
```

```
Class - svscmrx
File Edit View Communication Actions Window Help
SPUFI SSID: DB9G
====>
Enter the input data set name: (Can be sequential or partitioned)
1 DATA SET NAME ... ==> DB2.SQL(ACCT2)
2 VOLUME SERIAL ... ==> - (Enter if not cataloged)
3 DATA SET PASSWORD ==> - (Enter if password protected)
Enter the output data set name: (Must be a sequential data set)
4 DATA SET NAME ... ==> DB2.OUT
Specify processing options:
5 CHANGE DEFAULTS ==> * (Y/N - Display SPUFI defaults panel?)
6 EDIT INPUT ..... ==> * (Y/N - Enter SQL statements?)
7 EXECUTE ..... ==> YES (Y/N - Execute SQL statements?)
8 AUTOCOMMIT ..... ==> YES (Y/N - Commit after successful run?)
9 BROWSE OUTPUT ... ==> YES (Y/N - Browse output data set?)
For remote SQL processing:
10 CONNECT LOCATION ==>
PRESS: ENTER to process END to exit HELP for more information
DSNE608A EDIT SESSION HAS COMPLETED. PRESS ENTER TO CONTINUE
MA
Connected to remote server/host: 204.90.115.184 using lu/pool TCP00166 and port 623
```

```

Class - syscon/ox
File Edit View Communication Actions Window Help
Menu Utilities Compilers Help

BROWSE ZIBM030.DB2.OUT Line 00000000 Col 001 080
Command ==> Scroll ==> CSR
***** Top of Data *****
-----+-----+-----+-----+-----+-----+-----+-----+-----+-----+
--DROP TABLESPACE ACCOUNTS.TS30; 00000201
--COMMIT; 00000300
-----+-----+-----+-----+-----+-----+-----+-----+-----+-----+
***** 00000400
CREATE TABLESPACE TS30 IN ACCOUNTS 00000701
USING STOGROUP ACCTDISK PRIORITY 20 SECQTY 20 ERASE NO 00000800
LOCKSIZE PAGE LOCKMAX SYSTEM 00000900
BUFFERPOOL BP0 CLOSE NO COMPRESS YES; 00001000
-----+-----+-----+-----+-----+-----+-----+-----+-----+-----+
DSNE616I STATEMENT EXECUTION WAS SUCCESSFUL, SQLCODE IS 0
-----+-----+-----+-----+-----+-----+-----+-----+-----+-----+
COMMIT; 00002000
-----+-----+-----+-----+-----+-----+-----+-----+-----+-----+
DSNE616I STATEMENT EXECUTION WAS SUCCESSFUL, SQLCODE IS 0
-----+-----+-----+-----+-----+-----+-----+-----+-----+-----+
--***** 00002100
CREATE TABLE ZIBM030.TBL30 00003001
(ACCTNO CHAR(8) NOT NULL, 00004000
LIMIT DECIMAL(9,2) , 00005000
BALANCE DECIMAL(9,2) , 00006000
SURNAME CHAR(20) NOT NULL, 00007000
FIRSTN CHAR(15) NOT NULL, 00008000
ADDRESS1 CHAR(25) , 00009000
ADDRESS2 CHAR(20) , 00010000
ADDRESS3 CHAR(15) , 00020000
RESERVED CHAR(7) , 00030000
COMMENTS CHAR(50) , 00040000
-----+-----+-----+-----+-----+-----+-----+-----+-----+-----+
MA
Connected to remote server/host: 204.90.115.184 using lu/pool TCP00166 and port 623

```

```

Class - svscmvox
File Edit View Communication Actions Window Help
Menu Utilities Compilers Help

BROWSE ZIBM030.DB2.OUT Line 00000017 Col 001 080
Command ==> Scroll ==> CSR
CREATE TABLE ZIBM030.TBL30
      (ACCTNO CHAR(8) NOT NULL,
      LIHT DECIMAL(9,2) ,
      BALANCE DECIMAL(9,2) ,
      SURNAME CHAR(20) NOT NULL,
      FIRSTN CHAR(15) NOT NULL,
      ADDRESS1 CHAR(25) ,
      ADDRESS2 CHAR(20) ,
      ADDRESS3 CHAR(15) ,
      RESERVED CHAR(7) ,
      COMMENTS CHAR(50) ,
      PRIMARY KEY(ACCTNO))
      IN ACCOUNTS.TS30;
-----+-----+-----+-----+-----+-----+-----+-----+-----+-----+
DSNE616I STATEMENT EXECUTION WAS SUCCESSFUL, SQLCODE IS 0
      COMMIT;
-----+-----+-----+-----+-----+-----+-----+-----+-----+-----+
DSNE616I STATEMENT EXECUTION WAS SUCCESSFUL, SQLCODE IS 0
      -----+-----+-----+-----+-----+-----+-----+-----+-----+-----+
      GRANT USE OF TABLESPACE ACCOUNTS.TS30 TO PUBLIC;
-----+-----+-----+-----+-----+-----+-----+-----+-----+-----+
DSNE616I STATEMENT EXECUTION WAS SUCCESSFUL, SQLCODE IS 0
      GRANT DELETE, INSERT, SELECT, UPDATE ON TABLE ZIBM030.TBL30
      TO PUBLIC AT ALL LOCATIONS;
-----+-----+-----+-----+-----+-----+-----+-----+-----+-----+
MA
-----+-----+-----+-----+-----+-----+-----+-----+-----+-----+
Connected to remote server/host: 204.90.115.184 using lu/pool TCP00166 and port 623

```

```
Class - svscm/ox
File Edit View Communication Actions Window Help
Menu Utilities Compilers Help

BROWSE      ZIBM030.DB2.OUT                      Line 00000052 Col 001 080
Command ==>                                     Scroll ==> CSR
CREATE UNIQUE INDEX ZIBM030.XTBL30                00130001
              ON ZIBM030.TBL30 (ACCTNO          ASC)      00140001
              USING STOGROUP ACCTDISK PRIQTY 12 ERASE NO  00150000
              BUFFERPOOL BP0 CLOSE NO;              00160000
-----+-----+-----+-----+-----+-----+-----+-----+-----+-----+
DSNEG16I STATEMENT EXECUTION WAS SUCCESSFUL, SQLCODE IS 0
-----+-----+-----+-----+-----+-----+-----+-----+-----+-----+
DSNEG17I COMMIT PERFORMED, SQLCODE IS 0
DSNEG16I STATEMENT EXECUTION WAS SUCCESSFUL, SQLCODE IS 0
-----+-----+-----+-----+-----+-----+-----+-----+-----+-----+
DSNEG01I SQL STATEMENTS ASSUMED TO BE BETWEEN COLUMNS 1 AND 72
DSNEG20I NUMBER OF SQL STATEMENTS PROCESSED IS 8
DSNEG21I NUMBER OF INPUT RECORDS READ IS 34
DSNEG22I NUMBER OF OUTPUT RECORDS WRITTEN IS 66
***** Bottom of Data *****

MA 0
Connected to remote server/host: 204.90.115.184 using lu/pool TCP00166 and port 623
```

```
Class - sysconvx
File Edit View Communication Actions Window Help
Menu RefList RgfMode Utilities Help
-----
Option ==> Data Set List Utility
-----
blank Display data set list          P Print data set list
  V Display VTOC information          PV Print VTOC information

Enter one or both of the parameters below:
Dsname Level . . . accounts
Volume serial . . .

Data set list options
Initial View
1 1. Volume
  2. Space
  3. Attrib
  4. Total

Enter "/" to select option
/ Confirm Data Set Delete
/ Confirm Member Delete
/ Include Additional Qualifiers
/ Display Catalog Name
- Display Total Tracks
- Prefix Dsname Level

When the data set list is displayed, enter either:
"/" on the data set list command field for the command prompt pop-up,
an ISPF line command, the name of a TSO command, CLIST, or REXX exec, or
"=" to execute the previous command.

MR
-----
Connected to remote server/host 204.90.115.184 using lu/pool TCP00166 and port 623
```

```
Class - syscon/ox
File Edit View Communication Actions Window Help
Menu Options View Utilities Compilers Help
DSLIST - Data Sets Matching ACCOUNTS Row 1 of 5
Command ==> _ Scroll ==> PAGE
-----
Command - Enter "/" to select action Message Volume
-----
ACCOUNTS *ALIAS
ACCOUNTS.DSNDBC.ACCOUNTS.TS30.10001.A001 *VSAM*
ACCOUNTS.DSNDBC.ACCOUNTS.XTBL30.10001.A001 *VSAM*
ACCOUNTS.DSNDBD.ACCOUNTS.TS30.10001.A001 VPARC1
ACCOUNTS.DSNDBD.ACCOUNTS.XTBL30.10001.A001 VPARC1
***** End of Data Set List *****
```

MR

o


```
Class - sysconvx
File Edit View Communication Actions Window Help
Menu RefList RgfMode Utilities Help
-----
Option ==> _
Data Set List Utility
-----
blank Display data set list          P Print data set list
  V Display VTOC information          PV Print VTOC information

Enter one or both of the parameters below:
Dsname Level . . . ZIBH030.DB2.JCL
Volume serial . . .
-----
Data set list options
Initial View
1 1. Volume
  2. Space
  3. Attrib
  4. Total
Enter "/" to select option
/ Confirm Data Set Delete
/ Confirm Member Delete
/ Include Additional Qualifiers
/ Display Catalog Name
- Display Total Tracks
- Prefix Dsname Level

When the data set list is displayed, enter either:
"/" on the data set list command field for the command prompt pop-up,
an ISPF line command, the name of a TSO command, CLIST, or REXX exec, or
"=" to execute the previous command.

MR  a
Connected to remote server/host 204.90.115.184 using lu/pool TCP00166 and port 623
```

```
Class - syscomvx
File Edit View Communication Actions Window Help
Menu Options View Utilities Compilers Help
DSLIST - Data Sets Matching ZIBM030.DB2.JCL Row 1 of 1
Command ==> Scroll ==> PAGE
Command - Enter "/" to select action Message Volume
-----
e_ ZIBM030.DB2.JCL VPWRKB
***** End of Data Set list *****
```

MR

a

Connected to remote server/host: 204.90.115.184 using lu/pool TCP00166 and port 623

```
Class - sysconn
File Edit View Communication Actions Window Help
Menu Functions Confirm Utilities Help

EDIT ZIBM030.DB2.JCL Row 00001 of 00015
Command ==> Scroll ==> PAGE
Name Prompt Size Created Changed ID
*_____ ACCTLOAD
_____ DB2CBL1B
_____ DB2CBL1C
_____ DB2CBL1R
_____ DB2CBL2B
_____ DB2CBL2C
_____ DB2CBL2R
_____ DB2CBL3B
_____ DB2CBL3C
_____ DB2CBL3R
_____ EXPLAIN
_____ PLANTBL
_____ SQLDBAJ
_____ SQLJLOAD
_____ SQLJOB
**End**

MA
Connected to remote server/host: 204.90.115.184 using lu/pool TCP00166 and port 623
```

```

Class - syscon/ox
File Edit View Communication Actions Window Help
File Edit Edit_Settings Menu Utilities Compilers Test Help
EDIT ZIBM030.DB2.JCL(ACCTLOAD) - 01.00 Columns 00001 00072
Command ==> c ## 30 all Scroll ==> PAGE
***** Top of Data *****
000001 //DB2LOAD JOB 1,NOTIFY=&SYSUID
000004 //DSN910 JCLLIB ORDER=DSN910.PROCLIB
001300 //JOBLIB DD DSN=DSN910.SDSNLOAD,DISP=SHR
100600 /*
100700 /* LOAD DATA INTO PROGRAM TABLES
100800 /*
104500 //LOADDB EXEC DSNUPROC,PARM='DB9G,ZIBM0##',COND=(4,LT)
104600 //SYSUT1 DD UNIT=SYSALLDA,SPACE=(4000,(20,20),,,ROUND)
104700 //SORTLIB DD DSN=SYS1.SORTLIB,DISP=SHR
104800 //SORTOUT DD UNIT=SYSALLDA,SPACE=(4000,(20,20),,,ROUND)
104900 //DSNTRACE DD SYSOUT=*
105400 //ACCOUNTS DD DSN=&SYSUID..DATA,DISP=SHR
106200 //SYSERR DD UNIT=SYSALLDA,SPACE=(4000,(20,20),,,ROUND)
106300 //SYSDISC DD UNIT=SYSALLDA,SPACE=(4000,(20,20),,,ROUND)
106400 //SYSMAP DD UNIT=SYSALLDA,SPACE=(4000,(20,20),,,ROUND)
106500 //SYSIN DD *
106600
107800 LOAD DATA INDDN(ACCOUNTS) INTO TABLE ZIBM0##.TBL##
107900 (ACCTNO POSITION( 1) CHAR(8),
108000 LIMIT POSITION( 9) DECIMAL PACKED,
108100 BALANCE POSITION(14) DECIMAL PACKED,
108200 SURNAME POSITION(19) CHAR(20),
108300 FIRSTN POSITION(39) CHAR(15),
108400 ADDRESS1 POSITION(54) CHAR(25),
108500 ADDRESS2 POSITION(79) CHAR(20),
108600 ADDRESS3 POSITION(99) CHAR(15),
108700 RESERVED POSITION(114) CHAR(7),

```

MA

Connected to remote server/host: 204.90.115.184 using lu/pool TCP00166 and port 623

```

Class - sysconrx
File Edit View Communication Actions Window Help
File Edit Edit_Settings Menu Utilities Compilers Test Help
EDIT ZIBM030.DB2.JCL(ACCTLOAD) - 01.00 Columns 00001 00072
Command ==> sub;=sd;owner zibm030; st Scroll ==> PAGE
***** Top of Data *****
000001 //DB2LOAD JOB 1,NOTIFY=&SYSUID
000004 //DSN910 JCLLIB ORDER=DSN910.PROCLIB
001300 //JOB LIB DD DSN=DSN910.SDSNLOAD,DISP=SHR
100600 /*
100700 /* LOAD DATA INTO PROGRAM TABLES
100800 /*
==CHG> //LOADDB EXEC DSNUPROC,PARM='DB9G,ZIBM030',COND=(4,LT)
104600 //SYSUT1 DD UNIT=SYSALLDA,SPACE=(4000,(20,20),,,ROUND)
104700 //SORTLIB DD DSN=SYS1.SORTLIB,DISP=SHR
104800 //SORTOUT DD UNIT=SYSALLDA,SPACE=(4000,(20,20),,,ROUND)
104900 //DSNTRACE DD SYSOUT=*
105400 //ACCOUNTS DD DSN=&SYSUID..DATA,DISP=SHR
106200 //SYSERR DD UNIT=SYSALLDA,SPACE=(4000,(20,20),,,ROUND)
106300 //SYSDISC DD UNIT=SYSALLDA,SPACE=(4000,(20,20),,,ROUND)
106400 //SYSMAP DD UNIT=SYSALLDA,SPACE=(4000,(20,20),,,ROUND)
106500 //SYSIN DD *
106600
==CHG> LOAD DATA INDDN(ACCOUNTS) INTO TABLE ZIBM030.TBL30
107900 (ACCTNO POSITION( 1) CHAR(8),
108000 LIMIT POSITION( 9) DECIMAL PACKED,
108100 BALANCE POSITION(14) DECIMAL PACKED,
108200 SURNAME POSITION(19) CHAR(20),
108300 FIRSTN POSITION(39) CHAR(15),
108400 ADDRESS1 POSITION(54) CHAR(25),
108500 ADDRESS2 POSITION(79) CHAR(20),
108600 ADDRESS3 POSITION(99) CHAR(15),
108700 RESERVED POSITION(114) CHAR(7),

```

MA

```
Class - syscmvx
File Edit View Communication Actions Window Help
Display Filter View Print Options Help
-----
SDSF STATUS DISPLAY ALL CLASSES                                LINE 1-2 (2)
COMMAND INPUT ==>                                           SCROLL ==> CSR
PREFIX=*  DEST=(ALL)  OWNER=ZIBM030  SYSNAME=
MP  JOBNAME  JobID  Owner  Prty  Queue  C  Pos  SAff  ASys  Status
   ZIBM030  TSU01278  ZIBM030  15  EXECUTION
T_  DB2LOAD  JOB01282  ZIBM030  1  PRINT  A  196

MA
Connected to remote server/host: 204.90.115.184 using lu/pool TCP00166 and port 623
```

```
Class - sysconrx
File Edit View Communication Actions Window Help
Display Filter View Print Options Help
-----
SDSF JOB DATA SET DISPLAY - JOB DB2LOAD (JOB01282) LINE 1-5 (5)
COMMAND INPUT ==> SCROLL ==> CSR
PREFIX=* DEST=(ALL) OWNER=ZIBM030 SYSNAME=
NP DDNAME StepName ProcStep DSID Owner C Dest Rec-Cnt Page
JESMSGLG JES2 2 ZIBM030 X LOCAL 19
JESJCL JES2 3 ZIBM030 X LOCAL 169
JESYSMSG JES2 4 ZIBM030 X LOCAL 79
* _ SYSPRINT LOADDB DSNUPROC 103 ZIBM030 X LOCAL 40
SYSPRINT RUNSTAT DSNUPROC 107 ZIBM030 X LOCAL 12
```

MA

```
Class - svscmrx
File Edit View Communication Actions Window Help
Display Filter View Print Options Help
-----
SDSF OUTPUT DISPLAY DB2LOAD JOB01282 DSID 103 LINE 0 COLUMNS 02- 81
COMMAND INPUT ==> _ SCROLL ==> CSR
***** TOP OF DATA *****
DSNU000I 056 08:38:14.37 DSNUGUTC - OUTPUT START FOR UTILITY, UTILID = ZIBM03
DSNU1044I 056 08:38:14.45 DSNUGTIS - PROCESSING SYSIN AS EBCDIC
DSNU050I 056 08:38:14.50 DSNUGTC - LOAD DATA INDDN(ACCOUNTS)
DSNU650I -DB9G 056 08:38:14.59 DSNURWI - INTO TABLE ZIBM030.TBL30
DSNU650I -DB9G 056 08:38:14.76 DSNURWI - (ACCTNO POSITION(1) CHAR(8),
DSNU650I -DB9G 056 08:38:14.78 DSNURWI - LIMIT POSITION(9) DECIMAL PACKED,
DSNU650I -DB9G 056 08:38:14.78 DSNURWI - BALANCE POSITION(14) DECIMAL PACKED
DSNU650I -DB9G 056 08:38:14.78 DSNURWI - SURNAME POSITION(19) CHAR(20),
DSNU650I -DB9G 056 08:38:14.78 DSNURWI - FIRSTN POSITION(39) CHAR(15),
DSNU650I -DB9G 056 08:38:14.78 DSNURWI - ADDRESS1 POSITION(54) CHAR(25),
DSNU650I -DB9G 056 08:38:14.78 DSNURWI - ADDRESS2 POSITION(79) CHAR(20),
DSNU650I -DB9G 056 08:38:14.78 DSNURWI - ADDRESS3 POSITION(99) CHAR(15),
DSNU650I -DB9G 056 08:38:14.78 DSNURWI - RESERVED POSITION(114) CHAR(7),
DSNU650I -DB9G 056 08:38:14.78 DSNURWI - COMMENTS POSITION(121) CHAR(50)) SO
DSNU231I -DB9G 056 08:38:17.31 DSNURBDC - DICTIONARY WITH 2048 ENTRIES HAS BEEN
TABLE SPACE ACCOUNTS.TS30
DSNU234I -DB9G 056 08:38:17.47 DSNURWT - COMPRESSION REPORT FOR TABLE SPACE ACC

      8 KB WITHOUT COMPRESSION
      8 KB WITH COMPRESSION
      0 PERCENT OF THE BYTES SAVED FROM COMPRESSED DATA ROWS

      0 PERCENT OF THE LOADED ROWS WERE COMPRESSED

185 BYTES FOR AVERAGE UNCOMPRESSED ROW LENGTH
185 BYTES FOR AVERAGE COMPRESSED ROW LENGTH

MA
Connected to remote server/host: 204.90.115.184 using lu/pool TCP00166 and port 623
```



```
Class - svscm/ox
File Edit View Communication Actions Window Help
  Display Filter View Print Options Help
-----
SDSF OUTPUT DISPLAY DB2LOAD JOB01282 DSID 103 LINE 28 COLUMNS 42- 121
COMMAND INPUT ==> _ SCROLL ==> CSR
UT COMPRESSION
COMPRESSION
ATA PAGES SAVED USING COMPRESSED DATA

- (RE)LOAD PHASE STATISTICS - NUMBER OF RECORDS=43 FOR TABLE ZIBM030.TBL30
- (RE)LOAD PHASE STATISTICS - TOTAL NUMBER OF RECORDS LOADED=43 FOR TABLESPACE

RE)LOAD PHASE STATISTICS - NUMBER OF INPUT RECORDS PROCESSED=43
RE)LOAD PHASE COMPLETE, ELAPSED TIME=00:00:01
- BUILD PHASE STATISTICS - NUMBER OF KEYS=43 FOR INDEX ZIBM030.XTBL30
UILD PHASE STATISTICS - NUMBER OF INDEXES=1
UILD PHASE COMPLETE, ELAPSED TIME=00:00:00
ILITY EXECUTION COMPLETE, HIGHEST RETURN CODE=0
***** BOTTOM OF DATA *****

MA
Connected to remote server/host: 204.90.115.184 using lu/pool TCP00166 and port 623
```

```
Class - svscm/voc
File Edit View Communication Actions Window Help
DB21 PRIMARY OPTION MENU                      SSID: DB9G
COMMAND ==>> 1_

Select one of the following DB2 functions and press ENTER.

1  SPUFI                      (Process SQL statements)
2  DCLGEN                      (Generate SQL and source language declarations)
3  PROGRAM PREPARATION        (Prepare a DB2 application program to run)
4  PRECOMPILE                  (Invoke DB2 precompiler)
5  BIND/REBIND/FREE           (BIND, REBIND, or FREE plans or packages)
6  RUN                         (RUN an SQL program)
7  DB2 COMMANDS                (Issue DB2 commands)
8  UTILITIES                   (Invoke DB2 utilities)
D  DB21 DEFAULTS               (Set global parameters)
X  EXIT                        (Leave DB21)

PRESS:                               END to exit           HELP for more information

MA
```

Connected to remote server/host: 204.90.115.184 using lu/pool TCP00166 and port 623

```
Class - svscmrx
File Edit View Communication Actions Window Help
SPUFI SSID: DB9G
====>

Enter the input data set name: (Can be sequential or partitioned)
1 DATA SET NAME ... ==> DB2.SQL(ACCT3)
2 VOLUME SERIAL ... ==> (Enter if not cataloged)
3 DATA SET PASSWORD ==> (Enter if password protected)

Enter the output data set name: (Must be a sequential data set)
4 DATA SET NAME ... ==> DB2.OUT

Specify processing options:
5 CHANGE DEFAULTS ==> N (Y/N - Display SPUFI defaults panel?)
6 EDIT INPUT ..... ==> YES - (Y/N - Enter SQL statements?)
7 EXECUTE ..... ==> YES (Y/N - Execute SQL statements?)
8 AUTOCOMMIT ..... ==> YES (Y/N - Commit after successful run?)
9 BROWSE OUTPUT ... ==> YES (Y/N - Browse output data set?)

For remote SQL processing:
10 CONNECT LOCATION ==>

PRESS: ENTER to process END to exit HELP for more information

MA
Connected to remote server/host: 204.90.115.184 using lu/pool TCP00166 and port 623
```

```
Class - svscm/ox
File Edit View Communication Actions Window Help
File Edit Edit_Settings Menu Utilities Compilers Test Help
EDIT ZIBM030.DB2.SQL(ACCT3) - 01.00 Columns 00001 00072
Command ==> c ## 30 all Scroll ==> PAGE
***** Top of Data *****
000110 --**** ZIBM0## DATABASE ACCTDISK STORAGE GROUP ****
000111 --
000112 -- SELECT * FROM ZIBM0##.TBL##;
000113 --
000114 --*****
000115 -- SELECT COUNT(*) FROM ZIBM0##.TBL##;
000116 -- SELECT BALANCE FROM ZIBM0##.TBL##;
000117 -- SELECT SUM(BALANCE) FROM ZIBM0##.TBL##;
000119 -- SELECT SUM(LIMIT) FROM ZIBM0##.TBL##;
000120 --*****
000130 --
000200 -- SELECT FIRSTN,SURNAME,BALANCE,LIMIT
000300 -- FROM ZIBM0##.TBL##;
000310 --
000311 --*****
000312 --
000313 -- SELECT ACCTNO,LIMIT,BALANCE,SURNAME,FIRSTN,COMMENTS
000314 -- FROM ZIBM0##.TBL##;
000315 --
000320 --*****
000330 --
000400 -- SELECT SUM(BALANCE),SUM(LIMIT) FROM ZIBM0##.TBL##;
000410 --
000420 --*****
000430 --
000500 -- SELECT SUM(BALANCE),SUM(LIMIT) FROM ZIBM0##.TBL##
000600 -- WHERE ADDRESS3 = 'New York' OR ADDRESS3 = 'Virginia';
MA
Connected to remote server/host 204.90.115.184 using lu/pool TCP00166 and port 623
```

```
Class - svscm/ox
File Edit View Communication Actions Window Help
File Edit Edit_Settings Menu Utilities Compilers Test Help
EDIT ZIBM030.DB2.SQL(ACCT3) - 01.00 CHARS '##' changed
Command ==> Scroll ==> PAGE
***** Top of Data *****
==CHG> --**** ZIBM030_DATABASE ACCTDISK STORAGE GROUP ****
000111 --
==CHG> -- SELECT * FROM ZIBM030.TBL30;
000113 --
000114 --*****
==CHG> -- SELECT COUNT(*) FROM ZIBM030.TBL30;
==CHG> -- SELECT BALANCE FROM ZIBM030.TBL30;
==CHG> -- SELECT SUM(BALANCE) FROM ZIBM030.TBL30;
==CHG> -- SELECT SUM(LIMIT) FROM ZIBM030.TBL30;
000120 --*****
000130 --
000200 -- SELECT FIRSTN,SURNAME,BALANCE,LIMIT
==CHG> -- FROM ZIBM030.TBL30;
000310 --
000311 --*****
000312 --
000313 -- SELECT ACCTNO,LIMIT,BALANCE,SURNAME,FIRSTN,COMMENTS
==CHG> -- FROM ZIBM030.TBL30;
000315 --
000320 --*****
000330 --
==CHG> -- SELECT SUM(BALANCE),SUM(LIMIT) FROM ZIBM030.TBL30;
000410 --
000420 --*****
000430 --
==CHG> -- SELECT SUM(BALANCE),SUM(LIMIT) FROM ZIBM030.TBL30
000600 -- WHERE ADDRESS3 = 'New York' OR ADDRESS3 = 'Virginia';
MA
Connected to remote server/host 204.90.115.184 using lu/pool TCP00166 and port 623
```

```
Class - svscm/ox
File Edit View Communication Actions Window Help
SPUFI SSID: DB9G
====>
Enter the input data set name: (Can be sequential or partitioned)
1 DATA SET NAME ... ==> DB2.SQL(ACCT3)
2 VOLUME SERIAL ... ==> - (Enter if not cataloged)
3 DATA SET PASSWORD ==> - (Enter if password protected)
Enter the output data set name: (Must be a sequential data set)
4 DATA SET NAME ... ==> DB2.OUT
Specify processing options:
5 CHANGE DEFAULTS ==> NO (Y/N - Display SPUFI defaults panel?)
6 EDIT INPUT ..... ==> * (Y/N - Enter SQL statements?)
7 EXECUTE ..... ==> YES (Y/N - Execute SQL statements?)
8 AUTOCOMMIT ..... ==> YES (Y/N - Commit after successful run?)
9 BROWSE OUTPUT ... ==> YES (Y/N - Browse output data set?)
For remote SQL processing:
10 CONNECT LOCATION ==>
PRESS: ENTER to process END to exit HELP for more information
DSNE608A EDIT SESSION HAS COMPLETED. PRESS ENTER TO CONTINUE
MA
Connected to remote server/host: 204.90.115.184 using lu/pool TCP00166 and port 623
```


Class - svscmvox

File Edit View Communication Actions Window Help

Menu Utilities Compilers Help

BROWSE ZIBM030.DATA Line 00000000 Col 001 080
 Command ==> Scroll ==> PAGE

***** Top of Data *****

17891797.....g	<WASHINGTON	George	1	General Dr.	Me
17971801.....c	.ADAMS	John	2	Harvard Lawyer	Br
18011809.....a	.JEFFERSON	Thomas	3	Planter St.	Al
18091817.....&	.MADISON	James	4	Good Wife St.	Po
18171825.....	.MONROE	James	5	Honest Ln.	Me
18251829.....	.ADAMS II	John Quincy	6	Harvard Lawyer	Br
18291837.....c	.JACKSON	Andrew	7	Brawler St.	Ma
18371841.....&	.VAN BUREN	Martin	8	Dutch Rd.	Co
18411841.....	.HARRISON	William Henry	9	Medicine St.	Ch
18411845.....	*TYLER	John	10	Accidency Ln.	Ch
18451849.....	*POLK	James	11	Strong Way	Me
18491850.....bb	.TAYLOR	Zachary	12	Army Rd.	Or
18501853.....	.FILLMORE	Millard	13	American Dream St.	Ca
18531857.....&	.PIERCE	Franklin	14	Lost Son	Hi
18571861.....`	.BUCHANAN	James	15	Debater Rd.	Me
18611865.....	.LINCOLN	Abraham	16	Civil War Ln.	Ho
18651869.....-	<JOHNSON	Andrew	17	Ruthless Rd.	Ra
18691877.....i	.GRANT	Ulysses S.	18	Bewildered St.	Po
18771881.....f	*HAYES	Rutherford B.	19	No Booze St.	De
18811881.....-	.GARFIELD	James	20	Professor Ln.	Or
18811885.....	.ARTHUR	Chester	21	Teacher Ln.	Fa
18851889.....r	.CLEVELAND	Grover	22	Focused St.	Ca
18891893.....	.HARRISON	Benjamin	23	Little Ben Ln.	No
18931897.....	<CLEVELAND II	Grover	24	Imback Rd.	Ca
18971901.....nn	.MCKINLEY	William	25	Tariff Expert St.	Ni
19011909.....&	.m.ROOSEVELT	Theodore	26	Young St.	Ne
19091913.....p	.TAFT	William H.	27	Middle Way	Cl

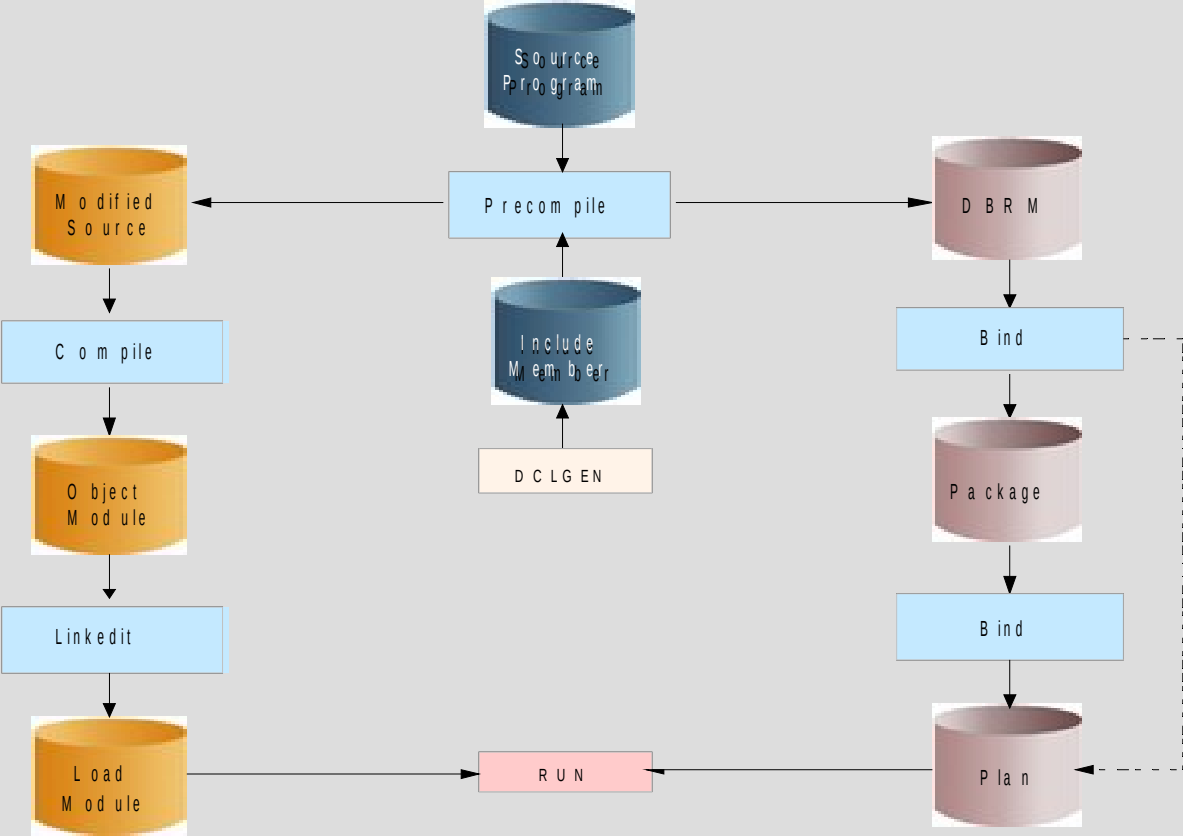
MA

Connected to remote server/host: 204.90.115.184 using lu/pool TCP00166 and port 623

Comment (--) the select line just executed.

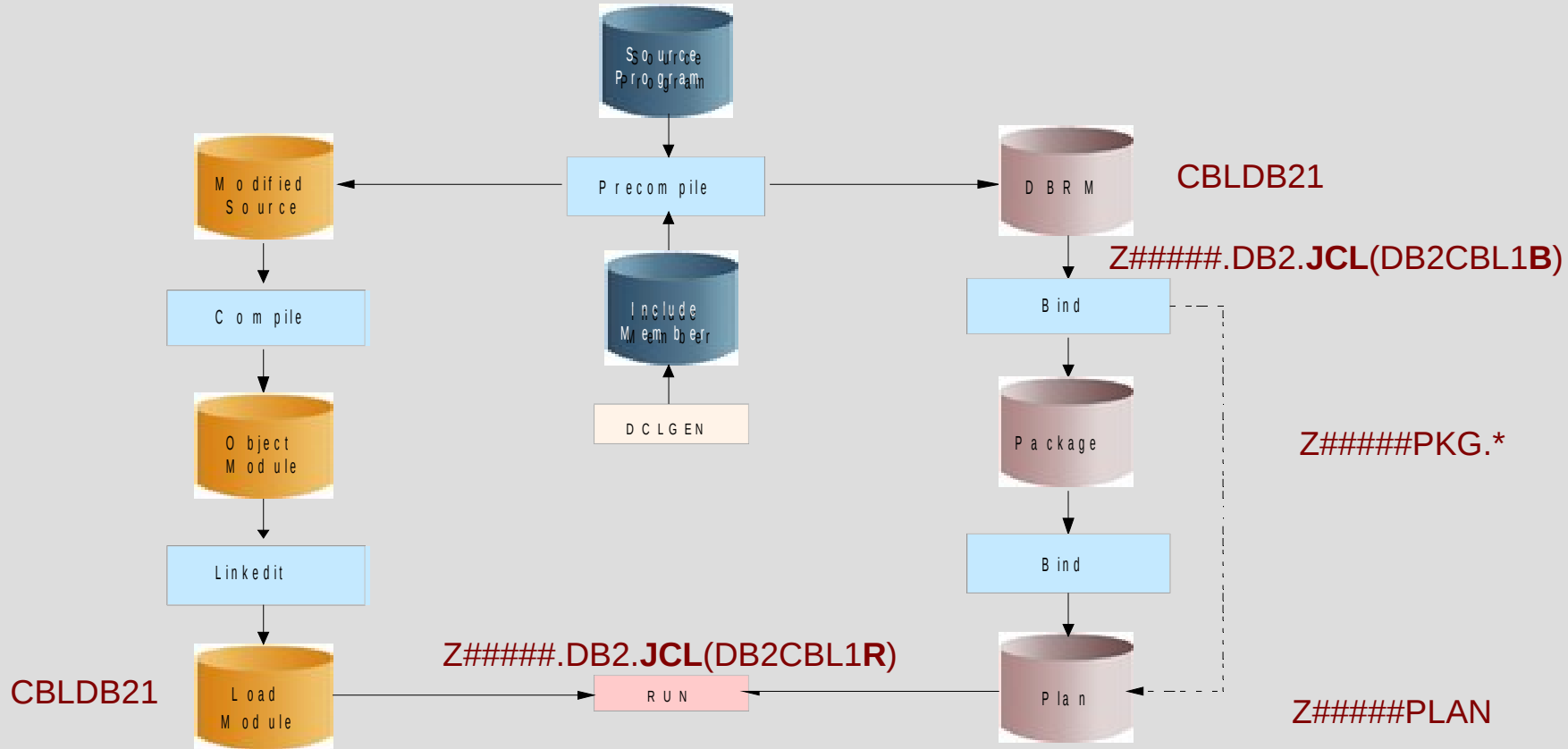
Remove comment from other select lines in db2.sql(acct3) to execute other select syntax forms to retrieve different result sets.

DB2 - Application Programming

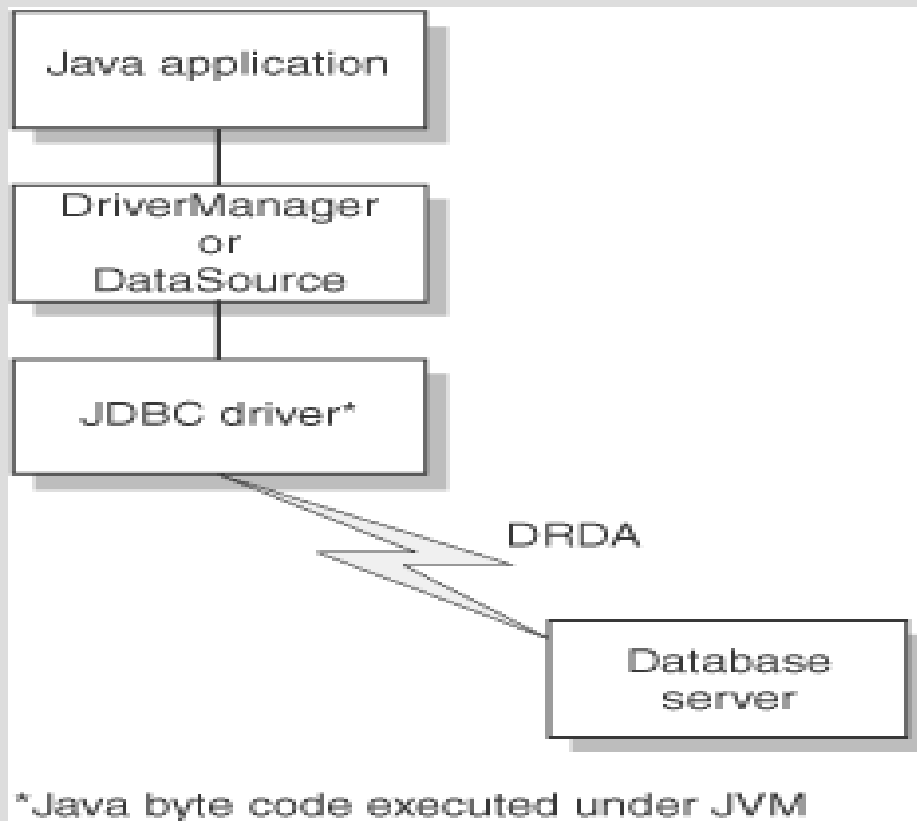


Z#####.DB2.JCL(DB2CBL1C)

Z#####.DB2.SOURCE(DB2CBL1)



Z#####.DB2.SOURCE(DB2JDBC4)
Z#####.DB2.JCL(USSJCL)



IBM