



# z/OS Introduction and Workshop

## DB2 for z/OS

```

Class - svscmvx
File Edit View Communication Actions Window Help
  Menu List Mode Functions Utilities Help
  ISPF Command Shell
  Enter TSO or Workstation commands below:
  ==> listc ent('accounts')

Place cursor on choice and press enter to Delete command

=> define alias(name('accounts') relate('catalog.useraa'))
=>
=>
=>
=>
=>
=>
=>
=>
=>
=>
ALIAS ----- ACCOUNTS
      IN-CAT --- MASTERY.CATALOG
***  _

MA  a
Connected to remote server/host 204.90.115.184 using lu/pool TCP00129 and port 623
  
```

```

Class - svscmvx
File Edit View Communication Actions Window Help
  Menu RefList RefMode Utilities Help
-----
                                Data Set List Utility
Option ==> _____

  blank Display data set list          P Print data set list
    V Display VTOC information          PV Print VTOC information

Enter one or both of the parameters below:
Dsname Level . . . accounts
Volume serial . . . _____

Data set list options
Initial View
1 1. Volume
    2. Space
    3. Attrib
    4. Total

Enter "/" to select option
/ Confirm Data Set Delete
/ Confirm Member Delete
/ Include Additional Qualifiers
/ Display Catalog Name
/ Display Total Tracks
_ Prefix Dsname Level

When the data set list is displayed, enter either:
"/" on the data set list command field for the command prompt pop-up,
an ISPF line command, the name of a TSO command, CLIST, or REXX exec, or
"=" to execute the previous command.

MA a
Connected to remote server/host 204.90.115.184 using lu/pool TCP00129 and port 623
  
```

```
Class - svscmvx
File Edit View Communication Actions Window Help
  Menu Options View Utilities Compilers Help
DSLIST - Data Sets Matching ACCOUNTS                               Row 1 of 1
Command ==> _                                                    Scroll ==> CSR
Command - Enter "/" to select action                               Message                               Volume
-----
          ACCOUNTS                                               *ALIAS
***** End of Data Set list *****
```

MA a

Connected to remote server/host 204.90.115.184 using lu/pool TCP00129 and port 623

```

Class - svscmvx
File Edit View Communication Actions Window Help
  Menu Utilities Compilers Options Status Help
-----
                    ISPF Primary Option Menu
Option ==> d2
-----
DE OEDIT          OpenEdition MVS Edit files          User ID . : ZIBM030
OB OBROWSE        OpenEdition MVS Browse files          Time . . . : 07:50
OS OSHELL         OpenEdition MVS ISPF Shell          Terminal. : 3278
BR READ          BookManager READ/MVS          Screen. . : 1
BB BUILD         BookManager BUILD/MVS          Language. : ENGLISH
BI READ INDEX    BookManager Index Utility          Appl ID . : ISR
DA DXT ADMIN     Invoke DXT Administrative Dialogs   TSO logon : DBPROC9G
DE DXT END USER Invoke DXT End User Dialogs       TSO prefix: ZIBM030
DU MVS/DITTO     MVS/DITTO Utility                 System ID : S0W1
IN INSPECT       INSPECT for C/370 and PL/I        MVS acct. : FB3
MQ MQSeries      MQSeries 5.3.1                    Release . : ISPF 6.1
D2 DB2I         Perform DB2 Interactive functions
DM DB2ADM        DB2 Admin Tool
PM DB2PM         DB2 Performance Monitor for DB2
DC DB2DC         DATABASE Data Collection
QM QMF           Query Management Facility for DB2
QT QMFTOOL       QMF Message Tool
CO CICS PD/MVS   CICS PD/MVS Online Customization
CP CICS PD/MVS   CICS Problem Determination/MVS
OP OPC/ESA       Operations Planning/Control/ESA
  W WLM          Work Load Manager Administration
RS RRS           Resource Recovery Services
FM File Manager  File Manager for z/OS
FD FM/DB2        File Manager/DB2
FI FM/IMS        File Manager/IMS

Enter X to Terminate using log/list defaults
MA a
Connected to remote server/host 204.90.115.184 using lu/pool TCP00166 and port 623
  
```

```

Class - svscmvx
File Edit View Communication Actions Window Help
                                DB2I PRIMARY OPTION MENU                                SSID:
COMMAND ==> d_

Select one of the following DB2 functions and press ENTER.

 1  SPUFI                (Process SQL statements)
 2  DCLGEN                (Generate SQL and source language declarations)
 3  PROGRAM PREPARATION  (Prepare a DB2 application program to run)
 4  PRECOMPILE           (Invoke DB2 precompiler)
 5  BIND/REBIND/FREE     (BIND, REBIND, or FREE plans or packages)
 6  RUN                  (RUN an SQL program)
 7  DB2 COMMANDS        (Issue DB2 commands)
 8  UTILITIES            (Invoke DB2 utilities)
 D  DB2I DEFAULTS       (Set global parameters)
 X  EXIT                 (Leave DB2I)

PRESS:                                END to exit                                HELP for more information

MA a
Connected to remote server/host 204.90.115.184 using lu/pool TCP00166 and port 623

```

```

Class - svscmvx
File Edit View Communication Actions Window Help
                                DB2I DEFAULTS PANEL 1
COMMAND ==>

Change defaults as desired:

 1  DB2 NAME ..... ==> DB9G      (Subsystem identifier)
 2  DB2 CONNECTION RETRIES ==> 0      (How many retries for DB2 connection)
 3  APPLICATION LANGUAGE ==> IBMCOB   (ASM, C, CPP, IBMCOB, FORTRAN, PLI)
 4  LINES/PAGE OF LISTING ==> 60     (A number from 5 to 999)
 5  MESSAGE LEVEL ..... ==> I      (Information, Warning, Error, Severe)
 6  SQL STRING DELIMITER ==> DEFAULT (DEFAULT, ' or ")
 7  DECIMAL POINT ..... ==> .      (. or ,)
 8  STOP IF RETURN CODE >= ==> 8     (Lowest terminating return code)
 9  NUMBER OF ROWS ..... ==> 20     (For ISPF Tables)
10  AS USER ..... ==>              (Userid to associate with the trusted
                                connection)

PRESS:  ENTER to process      END to cancel      HELP for more information

MA a
Connected to remote server/host 204.90.115.184 using lu/pool TCP00166 and port 623

```

```

Class - svscmvx
File Edit View Communication Actions Window Help
                                DB2I PRIMARY OPTION MENU                SSID: DB9G
COMMAND ==> 1_

Select one of the following DB2 functions and press ENTER.

 1  SPUFI                (Process SQL statements)
 2  DCLGEN                (Generate SQL and source language declarations)
 3  PROGRAM PREPARATION  (Prepare a DB2 application program to run)
 4  PRECOMPILE           (Invoke DB2 precompiler)
 5  BIND/REBIND/FREE     (BIND, REBIND, or FREE plans or packages)
 6  RUN                  (RUN an SQL program)
 7  DB2 COMMANDS        (Issue DB2 commands)
 8  UTILITIES           (Invoke DB2 utilities)
 D  DB2I DEFAULTS       (Set global parameters)
 X  EXIT                 (Leave DB2I)

PRESS:                END to exit        HELP for more information

MA a
Connected to remote server/host 204.90.115.184 using lu/pool TCP00166 and port 623

```



```

Class - svscmvx
File Edit View Communication Actions Window Help
                                SPUFI                                SSID: DB9G
===>

Enter the input data set name:      (Can be sequential or partitioned)
 1 DATA SET NAME ... ==> 'ZIBM030.DB2.SQL(ACCT1)'
 2 VOLUME SERIAL ... ==> -          (Enter if not cataloged)
 3 DATA SET PASSWORD ==> -         (Enter if password protected)

Enter the output data set name:     (Must be a sequential data set)
 4 DATA SET NAME ... ==> DB2.OUT

Specify processing options:
 5 CHANGE DEFAULTS ==> YES          (Y/N - Display SPUFI defaults panel?)
 6 EDIT INPUT ..... ==> YES        (Y/N - Enter SQL statements?)
 7 EXECUTE ..... ==> YES           (Y/N - Execute SQL statements?)
 8 AUTOCOMMIT ..... ==> YES        (Y/N - Commit after successful run?)
 9 BROWSE OUTPUT ... ==> YES       (Y/N - Browse output data set?)

For remote SQL processing:
10 CONNECT LOCATION ==>

PRESS:  ENTER to process    END to exit          HELP for more information

MA  b
Connected to remote server/host 204.90.115.184 using lu/pool TCP00167 and port 623

```

```

Class - svscmvx
File Edit View Communication Actions Window Help
CURRENT SPUFI DEFAULTS          SSID: DB9G

===> _

 1  SQL TERMINATOR .. ===> ;          (SQL Statement Terminator)
 2  ISOLATION LEVEL  ===> RR          (RR=Repeatable Read, CS=Cursor Stability,
                                     UR=Uncommitted Read)

 3  MAX SELECT LINES ===> 250         (Max lines to be return from SELECT)
 4  ALLOW SQL WARNINGS===> NO         (Continue fetching after sqlwarning)
 5  CHANGE PLAN NAMES ===> NO         (Change the plan names used by SPUFI)
 6  SQL FORMAT..... ===> SQL         (SQL, SQLCOMNT, or SQLPL)
Output data set characteristics:
 7  SPACE UNIT ..... ===> TRK         (TRK or CYL)
 8  PRIMARY SPACE ... ===> 6          (Primary space allocation 1-999)
 9  SECONDARY SPACE . ===> 5          (Secondary space allocation 0-999)
10  RECORD LENGTH ... ===> 4092       (LRECL=Logical record length)
11  BLOCK SIZE ..... ===> 4096       (Size of one block)
12  RECORD FORMAT ... ===> VB         (RECFM=F, FB, FBA, V, VB, or VBA)
13  DEVICE TYPE ..... ===> SYSDA      (Must be DASD unit name)
Output format characteristics:
14  MAX NUMERIC FIELD ===> 33         (Maximum width for numeric fields)
15  MAX CHAR FIELD .. ===> 80         (Maximum width for character fields)
16  COLUMN HEADING .. ===> NAMES      (NAMES, LABELS, ANY or BOTH)
PRESS:  ENTER to process   END to exit      HELP for more information

```

MA b

Connected to remote server/host 204.90.115.184 using lu/pool TCP00167 and port 623

```

Class - svscmvx
File Edit View Communication Actions Window Help
File Edit Edit_Settings Menu Utilities Compilers Test Help
EDIT          ZIBM030.DB2.SQL(ACCT1) - 01.02          Columns 00001 00072
Command ==> _____ Scroll ==> PAGE
***** ***** Top of Data *****
000002 --DROP DATABASE ACCOUNTS;
000003 --COMMIT ;
000004 --DROP STOGROUP ACCTDISK;
000006 COMMIT ;
000007 --*****
000008 CREATE STOGROUP ACCTDISK VOLUMES (VPARC1) VCAT ACCOUNTS;
000009 COMMIT ;
000010 --*****
000020 CREATE DATABASE ACCOUNTS STOGROUP ACCTDISK BUFFERPOOL BP0;
000021 --*****
000022 GRANT DBADM ON DATABASE ACCOUNTS TO PUBLIC;
000024 GRANT USE OF STOGROUP ACCTDISK TO PUBLIC;
000025 GRANT STATS ON DATABASE ACCOUNTS TO PUBLIC;
000026 --GRANT BINDADD TO PUBLIC;
000027 --REVOKE CREATEIN ON SCHEMA * FROM PUBLIC;
000028 --GRANT CREATEIN ON SCHEMA * TO PUBLIC;
000040 --SELECT * FROM SYSIBM.SYSTABLES WHERE NAME LIKE 'TBL%';
000050 --SELECT * FROM SYSIBM.SYSTABLES;
000060 --SELECT * FROM SYSIBM.SYSVOLUMES;
***** ***** Bottom of Data *****
MA b
Connected to remote server/host 204.90.115.184 using lu/pool TCP00167 and port 623

```

```

Class - svscmvx
File Edit View Communication Actions Window Help
                                SPUFI                                SSID: DB9G
===>
DSNE803A INPUT FILE WAS NOT CHANGED. PRESS ENTER TO CONTINUE
Enter the input data set name:      (Can be sequential or partitioned)
 1 DATA SET NAME ... ==> 'ZIBM030.DB2.SQL(ACCT1)'
 2 VOLUME SERIAL ... ==> -          (Enter if not cataloged)
 3 DATA SET PASSWORD ==> -        (Enter if password protected)

Enter the output data set name:     (Must be a sequential data set)
 4 DATA SET NAME ... ==> DB2.OUT

Specify processing options:
 5 CHANGE DEFAULTS   ==> *          (Y/N - Display SPUFI defaults panel?)
 6 EDIT INPUT        ==> *          (Y/N - Enter SQL statements?)
 7 EXECUTE           ==> YES        (Y/N - Execute SQL statements?)
 8 AUTOCOMMIT        ==> YES        (Y/N - Commit after successful run?)
 9 BROWSE OUTPUT ... ==> YES        (Y/N - Browse output data set?)

For remote SQL processing:
10 CONNECT LOCATION ==>

PRESS:  ENTER to process   END to exit           HELP for more information

MA  b
Connected to remote server/host 204.90.115.184 using lu/pool TCP00167 and port 623

```

```

Class - svscmvx
File Edit View Communication Actions Window Help
  Menu Utilities Compilers Help

BROWSE      IBMUSER.DB2.OUT                      Line 00000000 Col 001 080
Command ==> _____ Scroll ==> PAGE

***** Top of Data *****
-----+-----+-----+-----+-----+-----+-----+-----+-----+-----+
--DROP DATABASE ACCOUNTS;                          00000201
--COMMIT ;                                           00000301
--DROP STOGROUP ACCTDISK;                            00000402
  COMMIT ;                                           00000600
-----+-----+-----+-----+-----+-----+-----+-----+-----+
DSNE616I STATEMENT EXECUTION WAS SUCCESSFUL, SQLCODE IS 0
-----+-----+-----+-----+-----+-----+-----+-----+-----+
--*****                                           00000700
  CREATE STOGROUP ACCTDISK VOLUMES (VPARC1) VCAT ACCOUNTS; 00000800
-----+-----+-----+-----+-----+-----+-----+-----+-----+
DSNE616I STATEMENT EXECUTION WAS SUCCESSFUL, SQLCODE IS 0
-----+-----+-----+-----+-----+-----+-----+-----+-----+
  COMMIT ;                                           00000900
-----+-----+-----+-----+-----+-----+-----+-----+-----+
DSNE616I STATEMENT EXECUTION WAS SUCCESSFUL, SQLCODE IS 0
-----+-----+-----+-----+-----+-----+-----+-----+-----+
--*****                                           00001000
  CREATE DATABASE ACCOUNTS STOGROUP ACCTDISK BUFFERPOOL BP0; 00002000
-----+-----+-----+-----+-----+-----+-----+-----+-----+
DSNE616I STATEMENT EXECUTION WAS SUCCESSFUL, SQLCODE IS 0
-----+-----+-----+-----+-----+-----+-----+-----+-----+
--*****                                           00002100
  GRANT DBADM ON DATABASE ACCOUNTS TO PUBLIC;          00002200
-----+-----+-----+-----+-----+-----+-----+-----+-----+
DSNE616I STATEMENT EXECUTION WAS SUCCESSFUL, SQLCODE IS 0
-----+-----+-----+-----+-----+-----+-----+-----+-----+

MA  b
Connected to remote server/host 204.90.115.184 using lu/pool TCP00167 and port 623
  
```

```

Class - svscmvx
File Edit View Communication Actions Window Help
                                DB2I PRIMARY OPTION MENU                SSID: DB9G
COMMAND ==> 1_

Select one of the following DB2 functions and press ENTER.

 1  SPUFI                (Process SQL statements)
 2  DCLGEN               (Generate SQL and source language declarations)
 3  PROGRAM PREPARATION (Prepare a DB2 application program to run)
 4  PRECOMPILE           (Invoke DB2 precompiler)
 5  BIND/REBIND/FREE    (BIND, REBIND, or FREE plans or packages)
 6  RUN                  (RUN an SQL program)
 7  DB2 COMMANDS        (Issue DB2 commands)
 8  UTILITIES           (Invoke DB2 utilities)
 D  DB2I DEFAULTS       (Set global parameters)
 X  EXIT                (Leave DB2I)

PRESS:                END to exit        HELP for more information

MA a
Connected to remote server/host 204.90.115.184 using lu/pool TCP00166 and port 623

```

```

Class - svscmvx
File Edit View Communication Actions Window Help
                                SPUFI                                SSID: DB9G
===>

Enter the input data set name:      (Can be sequential or partitioned)
 1 DATA SET NAME ... ==> db2.sql(acct2) _
 2 VOLUME SERIAL ... ==>              (Enter if not cataloged)
 3 DATA SET PASSWORD ==>             (Enter if password protected)

Enter the output data set name:     (Must be a sequential data set)
 4 DATA SET NAME ... ==> db2.out

Specify processing options:
 5 CHANGE DEFAULTS ==> Y              (Y/N - Display SPUFI defaults panel?)
 6 EDIT INPUT ..... ==> YES          (Y/N - Enter SQL statements?)
 7 EXECUTE ..... ==> YES             (Y/N - Execute SQL statements?)
 8 AUTOCOMMIT ..... ==> YES         (Y/N - Commit after successful run?)
 9 BROWSE OUTPUT ... ==> YES        (Y/N - Browse output data set?)

For remote SQL processing:
10 CONNECT LOCATION ==>

PRESS:  ENTER to process    END to exit          HELP for more information

MA a
Connected to remote server/host 204.90.115.184 using lu/pool TCP00166 and port 623

```

```

Class - svscmvx
File Edit View Communication Actions Window Help
CURRENT SPUFI DEFAULTS          SSID: DB9G

===> _

 1 SQL TERMINATOR .. ===> ;          (SQL Statement Terminator)
 2 ISOLATION LEVEL  ===> CS          (RR=Repeatable Read, CS=Cursor Stability,
                                     UR=Uncommitted Read)

 3 MAX SELECT LINES ===> 250         (Max lines to be return from SELECT)
 4 ALLOW SQL WARNINGS===> NO         (Continue fetching after sqlwarning)
 5 CHANGE PLAN NAMES ===> NO         (Change the plan names used by SPUFI)
 6 SQL FORMAT.....  ===> SQL         (SQL, SQLCOMNT, or SQLPL)
Output data set characteristics:
 7 SPACE UNIT .....  ===> TRK         (TRK or CYL)
 8 PRIMARY SPACE ...  ===> 6          (Primary space allocation 1-999)
 9 SECONDARY SPACE .  ===> 5          (Secondary space allocation 0-999)
10 RECORD LENGTH ...  ===> 4092       (LRECL=Logical record length)
11 BLOCK SIZE .....  ===> 4096       (Size of one block)
12 RECORD FORMAT ...  ===> VB         (RECFM=F, FB, FBA, V, VB, or VBA)
13 DEVICE TYPE .....  ===> SYSDA      (Must be DASD unit name)
Output format characteristics:
14 MAX NUMERIC FIELD ===> 33          (Maximum width for numeric fields)
15 MAX CHAR FIELD ..  ===> 80         (Maximum width for character fields)
16 COLUMN HEADING ..  ===> NAMES     (NAMES, LABELS, ANY or BOTH)
PRESS:  ENTER to process   END to exit      HELP for more information

```

MA a

Connected to remote server/host 204.90.115.184 using lu/pool TCP00166 and port 623



```

Class - svscmvx
File Edit View Communication Actions Window Help
File Edit Edit_Settings Menu Utilities Compilers Test Help
EDIT      ZIBM030.DB2.SQL(ACCT2) - 01.00      Columns 00001 00072
Command ==> c ## 30 all_                      Scroll ==> PAGE
***** Top of Data *****
000002 --DROP TABLESPACE ACCOUNTS.TS##;
000003 --COMMIT;
000004 --*****
000007 CREATE TABLESPACE TS## IN ACCOUNTS
000008 USING STOGROUP ACCTDISK PRIQTY 20 SECQTY 20 ERASE NO
000009 LOCKSIZE PAGE LOCKMAX SYSTEM
000010 BUFFERPOOL BP0 CLOSE NO COMPRESS YES;
000020 COMMIT;
000021 --*****
000030 CREATE TABLE ZIBM0##.TBL##
000040 (ACCTNO CHAR(8) NOT NULL,
000050 LIMIT DECIMAL(9,2) ,
000060 BALANCE DECIMAL(9,2) ,
000070 SURNAME CHAR(20) NOT NULL,
000080 FIRSTN CHAR(15) NOT NULL,
000090 ADDRESS1 CHAR(25) ,
000100 ADDRESS2 CHAR(20) ,
000200 ADDRESS3 CHAR(15) ,
000300 RESERVED CHAR(7) ,
000400 COMMENTS CHAR(50) ,
000500 PRIMARY KEY(ACCTNO))
000600 IN ACCOUNTS.TS##;
000800 COMMIT;
000810 --*****
000900 GRANT USE OF TABLESPACE ACCOUNTS.TS## TO PUBLIC;
001000 GRANT DELETE, INSERT, SELECT, UPDATE ON TABLE ZIBM0##.TBL##
001100 TO PUBLIC AT ALL LOCATIONS;
MA a
Connected to remote server/host 204.90.115.184 using lu/pool TCP00166 and port 623

```

```

Class - svscmvx
File Edit View Communication Actions Window Help
File Edit Edit_Settings Menu Utilities Compilers Test Help
EDIT          ZIBM030.DB2.SQL(ACCT2) - 01.00          CHARS '##' changed
Command ==> _____ Scroll ==> PAGE
***** ***** Top of Data *****
==CHG> --DROP TABLESPACE ACCOUNTS.TS30;
000003 --COMMIT;
000004 --*****
==CHG> CREATE TABLESPACE TS30 IN ACCOUNTS
000008 USING STOGROUP ACCTDISK PRIQTY 20 SECQTY 20 ERASE NO
000009 LOCKSIZE PAGE LOCKMAX SYSTEM
000010 BUFFERPOOL BP0 CLOSE NO COMPRESS YES;
000020 COMMIT;
000021 --*****
==CHG> CREATE TABLE ZIBM030.TBL30
000040 (ACCTNO CHAR(8) NOT NULL,
000050 LIMIT DECIMAL(9,2) ,
000060 BALANCE DECIMAL(9,2) ,
000070 SURNAME CHAR(20) NOT NULL,
000080 FIRSTN CHAR(15) NOT NULL,
000090 ADDRESS1 CHAR(25) ,
000100 ADDRESS2 CHAR(20) ,
000200 ADDRESS3 CHAR(15) ,
000300 RESERVED CHAR(7) ,
000400 COMMENTS CHAR(50) ,
000500 PRIMARY KEY(ACCTNO))
==CHG> IN ACCOUNTS.TS30;
000800 COMMIT;
000810 --*****
==CHG> GRANT USE OF TABLESPACE ACCOUNTS.TS30 TO PUBLIC;
==CHG> GRANT DELETE, INSERT, SELECT, UPDATE ON TABLE ZIBM030.TBL30
001100 TO PUBLIC AT ALL LOCATIONS;
MA a
Connected to remote server/host 204.90.115.184 using lu/pool TCP00166 and port 623

```

```

Class - svscmvx
File Edit View Communication Actions Window Help
                                SPUFI                                SSID: DB9G
===>

Enter the input data set name:      (Can be sequential or partitioned)
1  DATA SET NAME ... ==> DB2.SQL(ACCT2)
2  VOLUME SERIAL ... ==> -          (Enter if not cataloged)
3  DATA SET PASSWORD ==> -        (Enter if password protected)

Enter the output data set name:     (Must be a sequential data set)
4  DATA SET NAME ... ==> DB2.OUT

Specify processing options:
5  CHANGE DEFAULTS ==> *           (Y/N - Display SPUFI defaults panel?)
6  EDIT INPUT ..... ==> *         (Y/N - Enter SQL statements?)
7  EXECUTE ..... ==> YES          (Y/N - Execute SQL statements?)
8  AUTOCOMMIT ..... ==> YES       (Y/N - Commit after successful run?)
9  BROWSE OUTPUT ... ==> YES      (Y/N - Browse output data set?)

For remote SQL processing:
10 CONNECT LOCATION ==>

PRESS:  ENTER to process    END to exit          HELP for more information

DSNE808A EDIT SESSION HAS COMPLETED. PRESS ENTER TO CONTINUE

MA a
Connected to remote server/host 204.90.115.184 using lu/pool TCP00166 and port 623
  
```

```

Class - svscmvx
File Edit View Communication Actions Window Help
  Menu Utilities Compilers Help

BROWSE      ZIBM030.DB2.OUT                      Line 00000000 Col 001 080
Command ==>                                     Scroll ==> CSR
***** Top of Data *****
-----+-----+-----+-----+-----+-----+-----+-----+-----+-----+
--DROP TABLESPACE ACCOUNTS.TS30;                00000201
--COMMIT;                                         00000300
--*****                                         00000400
  CREATE TABLESPACE TS30 IN ACCOUNTS             00000701
    USING STOGROUP ACCTDISK PRIQTY 20 SECQTY 20 ERASE NO 00000800
    LOCKSIZE PAGE LOCKMAX SYSTEM                00000900
    BUFFERPOOL BP0 CLOSE NO COMPRESS YES;       00001000
-----+-----+-----+-----+-----+-----+-----+-----+-----+
DSNE616I STATEMENT EXECUTION WAS SUCCESSFUL, SQLCODE IS 0
-----+-----+-----+-----+-----+-----+-----+-----+-----+
  COMMIT;                                         00002000
-----+-----+-----+-----+-----+-----+-----+-----+-----+
DSNE616I STATEMENT EXECUTION WAS SUCCESSFUL, SQLCODE IS 0
-----+-----+-----+-----+-----+-----+-----+-----+-----+
--*****                                         00002100
  _CREATE TABLE ZIBM030.TBL30                   00003001
    (ACCTNO      CHAR(8)          NOT NULL,      00004000
     LIMIT       DECIMAL(9,2)      ,            00005000
     BALANCE     DECIMAL(9,2)      ,            00006000
     SURNAME     CHAR(20)         NOT NULL,      00007000
     FIRSTN     CHAR(15)         NOT NULL,      00008000
     ADDRESS1    CHAR(25)         ,            00009000
     ADDRESS2    CHAR(20)         ,            00010000
     ADDRESS3    CHAR(15)         ,            00020000
     RESERVED    CHAR(7)          ,            00030000
     COMMENTS    CHAR(50)         ,            00040000
-----+-----+-----+-----+-----+-----+-----+-----+-----+
MA a
Connected to remote server/host 204.90.115.184 using lu/pool TCP00166 and port 623

```

```

Class - svscmvx
File Edit View Communication Actions Window Help
  Menu Utilities Compilers Help
BROWSE      ZIBM030.DB2.OUT                      Line 00000017 Col 001 080
Command ==>                                     Scroll ==> CSR
CREATE TABLE ZIBM030.TBL30                      00003001
      (ACCTNO   CHAR(8)           NOT NULL,      00004000
       LIMIT   DECIMAL(9,2)       ,             00005000
       BALANCE DECIMAL(9,2)       ,             00006000
       SURNAME CHAR(20)           NOT NULL,      00007000
       FIRSTN  CHAR(15)           NOT NULL,      00008000
       ADDRESS1 CHAR(25)          ,             00009000
       ADDRESS2 CHAR(20)          ,             00010000
       ADDRESS3 CHAR(15)          ,             00020000
       RESERVED CHAR(7)           ,             00030000
       COMMENTS CHAR(50)         ,             00040000
       PRIMARY KEY(ACCTNO))                   00050000
      IN ACCOUNTS.TS30;                        00060001
-----+-----+-----+-----+-----+-----+
DSNE616I STATEMENT EXECUTION WAS SUCCESSFUL, SQLCODE IS 0
-----+-----+-----+-----+-----+
      COMMIT;                                  00080000
-----+-----+-----+-----+-----+
DSNE616I STATEMENT EXECUTION WAS SUCCESSFUL, SQLCODE IS 0
-----+-----+-----+-----+-----+
--*****
      GRANT USE OF TABLESPACE ACCOUNTS.TS30 TO PUBLIC; 00081000
-----+-----+-----+-----+-----+
DSNE616I STATEMENT EXECUTION WAS SUCCESSFUL, SQLCODE IS 0
-----+-----+-----+-----+-----+
      GRANT DELETE, INSERT, SELECT, UPDATE ON TABLE ZIBM030.TBL30
      TO PUBLIC AT ALL LOCATIONS;              00100001
-----+-----+-----+-----+-----+

```

MA a

Connected to remote server/host 204.90.115.184 using lu/pool TCP00166 and port 623

```

Class - svscmvx
File Edit View Communication Actions Window Help
  Menu Utilities Compilers Help
BROWSE      ZIBM030.DB2.OUT                      Line 00000052 Col 001 080
Command ==>                                     Scroll ==> CSR
CREATE UNIQUE INDEX ZIBM030.XTBL30                00130001
                ON ZIBM030.TBL30 (ACCTNO      ASC)  00140001
                USING STOGROUP ACCTDISK PRIQTY 12 ERASE NO 00150000
                BUFFERPOOL BP0 CLOSE NO;          00160000
-----+-----+-----+-----+-----+-----+-----+-----+
DSNE616I STATEMENT EXECUTION WAS SUCCESSFUL, SQLCODE IS 0
-----+-----+-----+-----+-----+-----+-----+-----+
DSNE617I COMMIT PERFORMED, SQLCODE IS 0
DSNE616I STATEMENT EXECUTION WAS SUCCESSFUL, SQLCODE IS 0
-----+-----+-----+-----+-----+-----+-----+-----+
DSNE601I SQL STATEMENTS ASSUMED TO BE BETWEEN COLUMNS 1 AND 72
DSNE620I NUMBER OF SQL STATEMENTS PROCESSED IS 8
DSNE621I NUMBER OF INPUT RECORDS READ IS 34
DSNE622I NUMBER OF OUTPUT RECORDS WRITTEN IS 66
***** Bottom of Data *****
MA a
Connected to remote server/host 204.90.115.184 using lu/pool TCP00166 and port 623

```

```

Class - svscmvx
File Edit View Communication Actions Window Help
  Menu RefList RefMode Utilities Help
-----
                                Data Set List Utility
Option ==> _____

blank Display data set list          P Print data set list
  V Display VTOC information          PV Print VTOC information

Enter one or both of the parameters below:
Dsname Level . . . accounts_____
Volume serial . . . _____

Data set list options
Initial View
 1 1. Volume
   2. Space
   3. Attrib
   4. Total

Enter "/" to select option
/ Confirm Data Set Delete
/ Confirm Member Delete
/ Include Additional Qualifiers
/ Display Catalog Name
- Display Total Tracks
- Prefix Dsname Level

When the data set list is displayed, enter either:
"/" on the data set list command field for the command prompt pop-up,
an ISPF line command, the name of a TSO command, CLIST, or REXX exec, or
"=" to execute the previous command.

MA a
Connected to remote server/host 204.90.115.184 using lu/pool TCP00166 and port 623
  
```

```

Class - svscmvx
File Edit View Communication Actions Window Help
  Menu Options View Utilities Compilers Help
DSLIST - Data Sets Matching ACCOUNTS                               Row 1 of 5
Command ==> _                                                    Scroll ==> PAGE
Command - Enter "/" to select action                               Message                               Volume
-----
ACCOUNTS                                                         *ALIAS
ACCOUNTS.DSNDBC.ACCOUNTS.TS30.I0001.A001                       *VSAM*
ACCOUNTS.DSNDBC.ACCOUNTS.XTBL30.I0001.A001                     *VSAM*
ACCOUNTS.DSNDBD.ACCOUNTS.TS30.I0001.A001                       VPARC1
ACCOUNTS.DSNDBD.ACCOUNTS.XTBL30.I0001.A001                     VPARC1
***** End of Data Set List *****
MA a
Connected to remote server/host 204.90.115.184 using lu/pool TCP00166 and port 623
  
```



```

Class - svscmvx
File Edit View Communication Actions Window Help
  Menu RefList RefMode Utilities Help
-----
                                Data Set List Utility
Option ==> _____

  blank Display data set list          P Print data set list
      V Display VTOC information        PV Print VTOC information

Enter one or both of the parameters below:
Dsname Level . . . ZIBM030.DB2.JCL
Volume serial . . . _____

Data set list options
Initial View
  1 1. Volume
  2 2. Space
  3 3. Attrib
  4 4. Total

Enter "/" to select option
/ Confirm Data Set Delete
/ Confirm Member Delete
/ Include Additional Qualifiers
/ Display Catalog Name
- Display Total Tracks
- Prefix Dsname Level

When the data set list is displayed, enter either:
"/" on the data set list command field for the command prompt pop-up,
an ISPF line command, the name of a TSO command, CLIST, or REXX exec, or
"=" to execute the previous command.

MA a
Connected to remote server/host 204.90.115.184 using lu/pool TCP00166 and port 623
  
```

```
Class - svscmvx
File Edit View Communication Actions Window Help
  Menu Options View Utilities Compilers Help
DSLIST - Data Sets Matching ZIBM030.DB2.JCL          Row 1 of 1
Command ==> _____ Scroll ==> PAGE
Command - Enter "/" to select action                Message                Volume
-----
e_          ZIBM030.DB2.JCL                          VPWRKB
***** End of Data Set list *****
```

MA a

Connected to remote server/host 204.90.115.184 using lu/pool TCP00166 and port 623

```

Class - svscmvx
File Edit View Communication Actions Window Help
  Menu Functions Confirm Utilities Help
-----
EDIT                               ZIBM030.DB2.JCL                               Row 00001 of 00015
Command ==> _____ Scroll ==> PAGE
-----
s_____ Name          Prompt          Size  Created          Changed          ID
-----
_____ ACCTLOAD
_____ DB2CBL1B
_____ DB2CBL1C
_____ DB2CBL1R
_____ DB2CBL2B
_____ DB2CBL2C
_____ DB2CBL2R
_____ DB2CBL3B
_____ DB2CBL3C
_____ DB2CBL3R
_____ EXPLAIN
_____ PLANTBL
_____ SQLDBAJ
_____ SQLJLOAD
_____ SQLJOB
_____ **End**
-----
MA a
Connected to remote server/host 204.90.115.184 using lu/pool TCP00166 and port 623
  
```

```

Class - svscmvx
File Edit View Communication Actions Window Help
File Edit Edit_Settings Menu Utilities Compilers Test Help
EDIT          ZIBM030.DB2.JCL(ACCTLOAD) - 01.00          Columns 00001 00072
Command ==> c ## 30 all                                Scroll ==> PAGE
***** ***** Top of Data *****
000001 //DB2LOAD JOB 1,NOTIFY=&SYSUID
000004 //DSN910  JCLLIB ORDER=DSN910.PROCLIB
001300 //JOB LIB  DD  DSN=DSN910.SDSNLOAD,DISP=SHR
100600 //*
100700 //*      LOAD DATA INTO PROGRAM TABLES
100800 //*
104500 //LOADDB   EXEC  DSNUPROC,PARM='DB9G,ZIBM0##',COND=(4,LT)
104600 //SYSUT1   DD   UNIT=SYSALLDA,SPACE=(4000,(20,20),,,ROUND)
104700 //SORTLIB  DD   DSN=SYS1.SORTLIB,DISP=SHR
104800 //SORTOUT  DD   UNIT=SYSALLDA,SPACE=(4000,(20,20),,,ROUND)
104900 //DSNTRACE DD   SYSOUT=*
105400 //ACCOUNTS DD   DSN=&SYSUID..DATA,DISP=SHR
106200 //SYSERR   DD   UNIT=SYSALLDA,SPACE=(4000,(20,20),,,ROUND)
106300 //SYSDISC  DD   UNIT=SYSALLDA,SPACE=(4000,(20,20),,,ROUND)
106400 //SYSMAP   DD   UNIT=SYSALLDA,SPACE=(4000,(20,20),,,ROUND)
106500 //SYSIN    DD   *
106600
107800      LOAD DATA INDDN(ACCOUNTS) INTO TABLE ZIBM0##.TBL##
107900          (ACCTNO      POSITION( 1)  CHAR(8),
108000          LIMIT        POSITION( 9)  DECIMAL PACKED,
108100          BALANCE       POSITION(14)  DECIMAL PACKED,
108200          SURNAME        POSITION(19)  CHAR(20),
108300          FIRSTN         POSITION(39)  CHAR(15),
108400          ADDRESS1       POSITION(54)  CHAR(25),
108500          ADDRESS2       POSITION(79)  CHAR(20),
108600          ADDRESS3       POSITION(99)  CHAR(15),
108700          RESERVED      POSITION(114) CHAR(7),

```

MA a

Connected to remote server/host 204.90.115.184 using lu/pool TCP00166 and port 623

```

Class - svscmvx
File Edit View Communication Actions Window Help
File Edit Edit_Settings Menu Utilities Compilers Test Help

EDIT          ZIBM030.DB2.JCL(ACCTLOAD) - 01.00          Columns 00001 00072
Command ==> sub; =sd; owner zibm030; st_                Scroll ==> PAGE
***** ***** Top of Data *****
000001 //DB2LOAD JOB 1,NOTIFY=&SYSUID
000004 //DSN910  JCLLIB ORDER=DSN910.PROCLIB
001300 //JOB LIB  DD  DSN=DSN910.SDSNLOAD,DISP=SHR
100600 //*
100700 //*      LOAD DATA INTO PROGRAM TABLES
100800 //*
==CHG> //LOADDB EXEC DSNUPROC,PARM='DB9G,ZIBM030',COND=(4,LT)
104600 //SYSUT1  DD  UNIT=SYSALLDA,SPACE=(4000,(20,20),,,ROUND)
104700 //SORTLIB DD  DSN=SYS1.SORTLIB,DISP=SHR
104800 //SORTOUT DD  UNIT=SYSALLDA,SPACE=(4000,(20,20),,,ROUND)
104900 //DSNTRACE DD  SYSOUT=*
105400 //ACCOUNTS DD  DSN=&SYSUID..DATA,DISP=SHR
106200 //SYSERR  DD  UNIT=SYSALLDA,SPACE=(4000,(20,20),,,ROUND)
106300 //SYSDISC DD  UNIT=SYSALLDA,SPACE=(4000,(20,20),,,ROUND)
106400 //SYSMAP  DD  UNIT=SYSALLDA,SPACE=(4000,(20,20),,,ROUND)
106500 //SYSIN   DD  *
106600
==CHG>      LOAD DATA INDDN(ACCOUNTS) INTO TABLE ZIBM030.TBL30
107900          (ACCTNO      POSITION( 1)  CHAR(8),
108000          LIMIT        POSITION( 9)  DECIMAL PACKED,
108100          BALANCE        POSITION(14)  DECIMAL PACKED,
108200          SURNAME        POSITION(19)  CHAR(20),
108300          FIRSTN         POSITION(39)  CHAR(15),
108400          ADDRESS1       POSITION(54)  CHAR(25),
108500          ADDRESS2       POSITION(79)  CHAR(20),
108600          ADDRESS3       POSITION(99)  CHAR(15),
108700          RESERVED      POSITION(114) CHAR(7),

```

MA a

Connected to remote server/host 204.90.115.184 using lu/pool TCP00166 and port 623

```

Class - svscmvx
File Edit View Communication Actions Window Help
  Display Filter View Print Options Help
-----
SDSF STATUS DISPLAY ALL CLASSES                                LINE 1-2 (2)
COMMAND INPUT ==>                                           SCROLL ==> CSR
PREFIX=*  DEST=(ALL)  OWNER=ZIBM030  SYSNAME=
NP  JOBNAME  JobID  Owner  Prty  Queue  C  Pos  SAff  ASys  Status
   ZIBM030  TSU01278  ZIBM030   15  EXECUTION  S0W1  S0W1
?_  DB2LOAD  JOB01282  ZIBM030   1  PRINT      A   196
  
```

MA a

Connected to remote server/host 204.90.115.184 using lu/pool TCP00166 and port 623

```

Class - svscmvx
File Edit View Communication Actions Window Help
  Display Filter View Print Options Help
-----
SDSF JOB DATA SET DISPLAY - JOB DB2LOAD (JOB01282)    LINE 1-5 (5)
COMMAND INPUT ==>                                     SCROLL ==> CSR
PREFIX=*  DEST=(ALL)  OWNER=ZIBM030  SYSNAME=
NP  DDNAME  StepName ProcStep DSID  Owner  C  Dest  Rec-Cnt Page
   JESMSG LG JES2      2  ZIBM030 X LOCAL      19
   JESJCL  JES2      3  ZIBM030 X LOCAL     169
   JESYSMSG JES2      4  ZIBM030 X LOCAL      79
s-  SYSPRINT LOADDB  DSNUPROC 103  ZIBM030 X LOCAL      40
   SYSPRINT RUNSTAT DSNUPROC 107  ZIBM030 X LOCAL      12

```

MA a

Connected to remote server/host 204.90.115.184 using lu/pool TCP00166 and port 623

```

Class - svscmvx
File Edit View Communication Actions Window Help
  Display Filter View Print Options Help
-----
SDSF OUTPUT DISPLAY DB2LOAD JOB01282 DSID 103 LINE 0 COLUMNS 02- 81
COMMAND INPUT ==> _ SCROLL ==> CSR
***** TOP OF DATA *****
DSNU000I 056 08:38:14.37 DSNUGUTC - OUTPUT START FOR UTILITY, UTILID = ZIBM03
DSNU1044I 056 08:38:14.45 DSNUGTIS - PROCESSING SYSIN AS EBCDIC
DSNU050I 056 08:38:14.50 DSNUGUTC - LOAD DATA INDDN(ACCOUNTS)
DSNU650I -DB9G 056 08:38:14.59 DSNURWI - INTO TABLE ZIBM030.TBL30
DSNU650I -DB9G 056 08:38:14.76 DSNURWI - (ACCTNO POSITION(1) CHAR(8),
DSNU650I -DB9G 056 08:38:14.78 DSNURWI - LIMIT POSITION(9) DECIMAL PACKED,
DSNU650I -DB9G 056 08:38:14.78 DSNURWI - BALANCE POSITION(14) DECIMAL PACKED
DSNU650I -DB9G 056 08:38:14.78 DSNURWI - SURNAME POSITION(19) CHAR(20),
DSNU650I -DB9G 056 08:38:14.78 DSNURWI - FIRSTN POSITION(39) CHAR(15),
DSNU650I -DB9G 056 08:38:14.78 DSNURWI - ADDRESS1 POSITION(54) CHAR(25),
DSNU650I -DB9G 056 08:38:14.78 DSNURWI - ADDRESS2 POSITION(79) CHAR(20),
DSNU650I -DB9G 056 08:38:14.78 DSNURWI - ADDRESS3 POSITION(99) CHAR(15),
DSNU650I -DB9G 056 08:38:14.78 DSNURWI - RESERVED POSITION(114) CHAR(7),
DSNU650I -DB9G 056 08:38:14.78 DSNURWI - COMMENTS POSITION(121) CHAR(50)) SO
DSNU231I -DB9G 056 08:38:17.31 DSNURBDC - DICTIONARY WITH 2048 ENTRIES HAS BEEN
TABLE SPACE ACCOUNTS.TS30
DSNU234I -DB9G 056 08:38:17.47 DSNURWT - COMPRESSION REPORT FOR TABLE SPACE ACC

      8 KB WITHOUT COMPRESSION
      8 KB WITH COMPRESSION
      0 PERCENT OF THE BYTES SAVED FROM COMPRESSED DATA ROWS

      0 PERCENT OF THE LOADED ROWS WERE COMPRESSED

      185 BYTES FOR AVERAGE UNCOMPRESSED ROW LENGTH
      185 BYTES FOR AVERAGE COMPRESSED ROW LENGTH
  
```

MA a

Connected to remote server/host 204.90.115.184 using lu/pool TCP00166 and port 623



```

Class - svscmvx
File Edit View Communication Actions Window Help
  Display Filter View Print Options Help
-----
SDSF OUTPUT DISPLAY DB2LOAD  JOB01282  DSID   103 LINE 28          COLUMNS 42- 121
COMMAND INPUT ==> _          SCROLL ==> CSR
UT COMPRESSION
COMPRESSION
ATA PAGES SAVED USING COMPRESSED DATA

- (RE)LOAD PHASE STATISTICS - NUMBER OF RECORDS=43 FOR TABLE ZIBM030.TBL30
- (RE)LOAD PHASE STATISTICS - TOTAL NUMBER OF RECORDS LOADED=43 FOR TABLESPACE

RE)LOAD PHASE STATISTICS - NUMBER OF INPUT RECORDS PROCESSED=43
RE)LOAD PHASE COMPLETE, ELAPSED TIME=00:00:01
  - BUILD PHASE STATISTICS - NUMBER OF KEYS=43 FOR INDEX ZIBM030.XTBL30
UILD PHASE STATISTICS - NUMBER OF INDEXES=1
UILD PHASE COMPLETE, ELAPSED TIME=00:00:00
ILITY EXECUTION COMPLETE, HIGHEST RETURN CODE=0
***** BOTTOM OF DATA *****

```

MA a

Connected to remote server/host 204.90.115.184 using lu/pool TCP00166 and port 623

```

Class - svscmvx
File Edit View Communication Actions Window Help
                                DB2I PRIMARY OPTION MENU                SSID: DB9G
COMMAND ==> 1_

Select one of the following DB2 functions and press ENTER.

 1 SPUFI                (Process SQL statements)
 2 DCLGEN                (Generate SQL and source language declarations)
 3 PROGRAM PREPARATION  (Prepare a DB2 application program to run)
 4 PRECOMPILE           (Invoke DB2 precompiler)
 5 BIND/REBIND/FREE     (BIND, REBIND, or FREE plans or packages)
 6 RUN                  (RUN an SQL program)
 7 DB2 COMMANDS         (Issue DB2 commands)
 8 UTILITIES            (Invoke DB2 utilities)
 D  DB2I DEFAULTS       (Set global parameters)
 X  EXIT                (Leave DB2I)

PRESS:                END to exit                HELP for more information

MA a
Connected to remote server/host 204.90.115.184 using lu/pool TCP00166 and port 623
  
```

```

Class - svscmvx
File Edit View Communication Actions Window Help
                                SPUFI                                SSID: DB9G
===>

Enter the input data set name:      (Can be sequential or partitioned)
1  DATA SET NAME ... ==> DB2.SQL(ACCT3)
2  VOLUME SERIAL ... ==>          (Enter if not cataloged)
3  DATA SET PASSWORD ==>        (Enter if password protected)

Enter the output data set name:     (Must be a sequential data set)
4  DATA SET NAME ... ==> DB2.OUT

Specify processing options:
5  CHANGE DEFAULTS   ==> N        (Y/N - Display SPUFI defaults panel?)
6  EDIT INPUT       ==> YES      (Y/N - Enter SQL statements?)
7  EXECUTE          ==> YES      (Y/N - Execute SQL statements?)
8  AUTOCOMMIT       ==> YES      (Y/N - Commit after successful run?)
9  BROWSE OUTPUT    ==> YES      (Y/N - Browse output data set?)

For remote SQL processing:
10 CONNECT LOCATION ==>

PRESS:  ENTER to process      END to exit          HELP for more information

MA a
Connected to remote server/host 204.90.115.184 using lu/pool TCP00166 and port 623

```

```

Class - svscmvx
File Edit View Communication Actions Window Help
File Edit Edit_Settings Menu Utilities Compilers Test Help
EDIT          ZIBM030.DB2.SQL(ACCT3) - 01.00          Columns 00001 00072
Command ==> c ## 30 all_                               Scroll ==> PAGE
***** ***** Top of Data *****
000110 --*** ZIBM0## DATABASE ACCTDISK STORAGE GROUP *****
000111 --
000112   SELECT *
000113   FROM ZIBM0##.TBL##;
000114 --*****
000115 -- SELECT COUNT(*) FROM ZIBM0##.TBL##;
000116 -- SELECT BALANCE FROM ZIBM0##.TBL##;
000117 -- SELECT SUM(BALANCE) FROM ZIBM0##.TBL##;
000119 -- SELECT SUM(LIMIT) FROM ZIBM0##.TBL##;
000120 --*****
000130 --
000200 -- SELECT FIRSTN,SURNAME,BALANCE,LIMIT
000300 -- FROM ZIBM0##.TBL##;
000310 --
000311 --*****
000312 --
000313 -- SELECT ACCTNO,LIMIT,BALANCE,SURNAME,FIRSTN,COMMENTS
000314 -- FROM ZIBM0##.TBL##;
000315 --
000320 --*****
000330 --
000400 -- SELECT SUM(BALANCE),SUM(LIMIT) FROM ZIBM0##.TBL##;
000410 --
000420 --*****
000430 --
000500 -- SELECT SUM(BALANCE),SUM(LIMIT) FROM ZIBM0##.TBL##
000600 -- WHERE ADDRESS3 = 'New York' OR ADDRESS3 = 'Virginia';
MA a
Connected to remote server/host 204.90.115.184 using lu/pool TCP00166 and port 623

```

```

Class - svscmvx
File Edit View Communication Actions Window Help
File Edit Edit_Settings Menu Utilities Compilers Test Help
EDIT          ZIBM030.DB2.SQL(ACCT3) - 01.00          CHARS '##' changed
Command ==> _____ Scroll ==> PAGE
***** ***** Top of Data *****
==CHG> --*** ZIBM030_DATABASE ACCTDISK STORAGE GROUP *****
000111 --
==CHG>   SELECT *                               FROM ZIBM030.TBL30;
000113 --
000114 --*****
==CHG> -- SELECT COUNT(*)                       FROM ZIBM030.TBL30;
==CHG> -- SELECT BALANCE                         FROM ZIBM030.TBL30;
==CHG> -- SELECT SUM(BALANCE)                   FROM ZIBM030.TBL30;
==CHG> -- SELECT SUM(LIMIT)                     FROM ZIBM030.TBL30;
000120 --*****
000130 --
000200 -- SELECT FIRSTN,SURNAME,BALANCE,LIMIT
==CHG> --           FROM ZIBM030.TBL30;
000310 --
000311 --*****
000312 --
000313 -- SELECT ACCTNO,LIMIT,BALANCE,SURNAME,FIRSTN,COMMENTS
==CHG> --           FROM ZIBM030.TBL30;
000315 --
000320 --*****
000330 --
==CHG> -- SELECT SUM(BALANCE),SUM(LIMIT) FROM ZIBM030.TBL30;
000410 --
000420 --*****
000430 --
==CHG> -- SELECT SUM(BALANCE),SUM(LIMIT) FROM ZIBM030.TBL30
000600 --           WHERE ADDRESS3 = 'New York' OR ADDRESS3 = 'Virginia';
MA  a
Connected to remote server/host 204.90.115.184 using lu/pool TCP00166 and port 623

```

```

Class - svscmvx
File Edit View Communication Actions Window Help
                                SPUFI                                SSID: DB9G
===>

Enter the input data set name:      (Can be sequential or partitioned)
1  DATA SET NAME ... ==> DB2.SQL(ACCT3)
2  VOLUME SERIAL ... ==> -          (Enter if not cataloged)
3  DATA SET PASSWORD ==> -        (Enter if password protected)

Enter the output data set name:     (Must be a sequential data set)
4  DATA SET NAME ... ==> DB2.OUT

Specify processing options:
5  CHANGE DEFAULTS ==> NO          (Y/N - Display SPUFI defaults panel?)
6  EDIT INPUT ..... ==> *         (Y/N - Enter SQL statements?)
7  EXECUTE ..... ==> YES         (Y/N - Execute SQL statements?)
8  AUTOCOMMIT ..... ==> YES      (Y/N - Commit after successful run?)
9  BROWSE OUTPUT ... ==> YES     (Y/N - Browse output data set?)

For remote SQL processing:
10 CONNECT LOCATION ==>

PRESS:  ENTER to process      END to exit          HELP for more information

DSNE808A EDIT SESSION HAS COMPLETED. PRESS ENTER TO CONTINUE

MA a
Connected to remote server/host 204.90.115.184 using lu/pool TCP00166 and port 623

```

```

Class - svscmvx
File Edit View Communication Actions Window Help
  Menu Utilities Compilers Help

BROWSE      ZIBM030.DB2.OUT                      Line 00000000 Col 001 080
Command ==>                                     Scroll ==> CSR

***** Top of Data *****
-----+-----+-----+-----+-----+-----+-----+-----+-----+-----+
--*** ZIBM030 DATABASE ACCTDISK STORAGE GROUP *****                                00011000
--                                                                                               00011100
  SELECT *                FROM ZIBM030.TBL30;                                           00011200
-----+-----+-----+-----+-----+-----+-----+-----+-----+-----+
ACCTNO      LIMIT          BALANCE  SURNAME      FIRSTN      ADDRE
-----+-----+-----+-----+-----+-----+-----+-----+-----+
17891797    10000.00         188.74  WASHINGTON    George      1 Gen
17971801    10000.00        3188.33  ADAMS        John        2 Har
18011809    10000.00        7008.13  JEFFERSON    Thomas      3 Pla
18091817    10000.00         503.12  MADISON      James       4 Goo
18171825    10000.00       34353.63  MONROE      James       5 Hon
18251829    10000.00       34250.32  ADAMS II    John Quincy  6 Har
18291837    10000.00       3348.30  JACKSON     Andrew      7 Bra
18371841    10000.00        325.00  VAN BUREN   Martin      8 Dut
18411841    10000.00        343.50  HARRISON    William Henry 9 Med
18411845    10000.00        121.65  TYLER       John        10 Ac
18451849    10000.00        364.05  POLK        James       11 St
18491850    10000.00        828.20  TAYLOR      Zachary     12 Ar
18501853    10000.00        373.00  FILLMORE   Millard    13 Am
18531857    10000.00        395.07  PIERCE     Franklin    14 Lo
18571861    10000.00         7.90   BUCHANAN   James      15 De
18611865    100000.00       383.42  LINCOLN    Abraham     16 Ci
18651869    100000.00       603.14  JOHNSON    Andrew     17 Ru
18691877    100000.00     32335.70  GRANT      Ulysses S. 18 Be
18771881    100000.00       5860.55  HAYES     Rutherford B. 19 No
18811881    100000.00       5600.27  GARFIELD   James      20 Pr

MA a
Connected to remote server/host 204.90.115.184 using lu/pool TCP00166 and port 623
  
```

```

Class - svscmvx
File Edit View Communication Actions Window Help
  Menu Utilities Compilers Help

BROWSE      ZIBM030.DATA
Command ==>

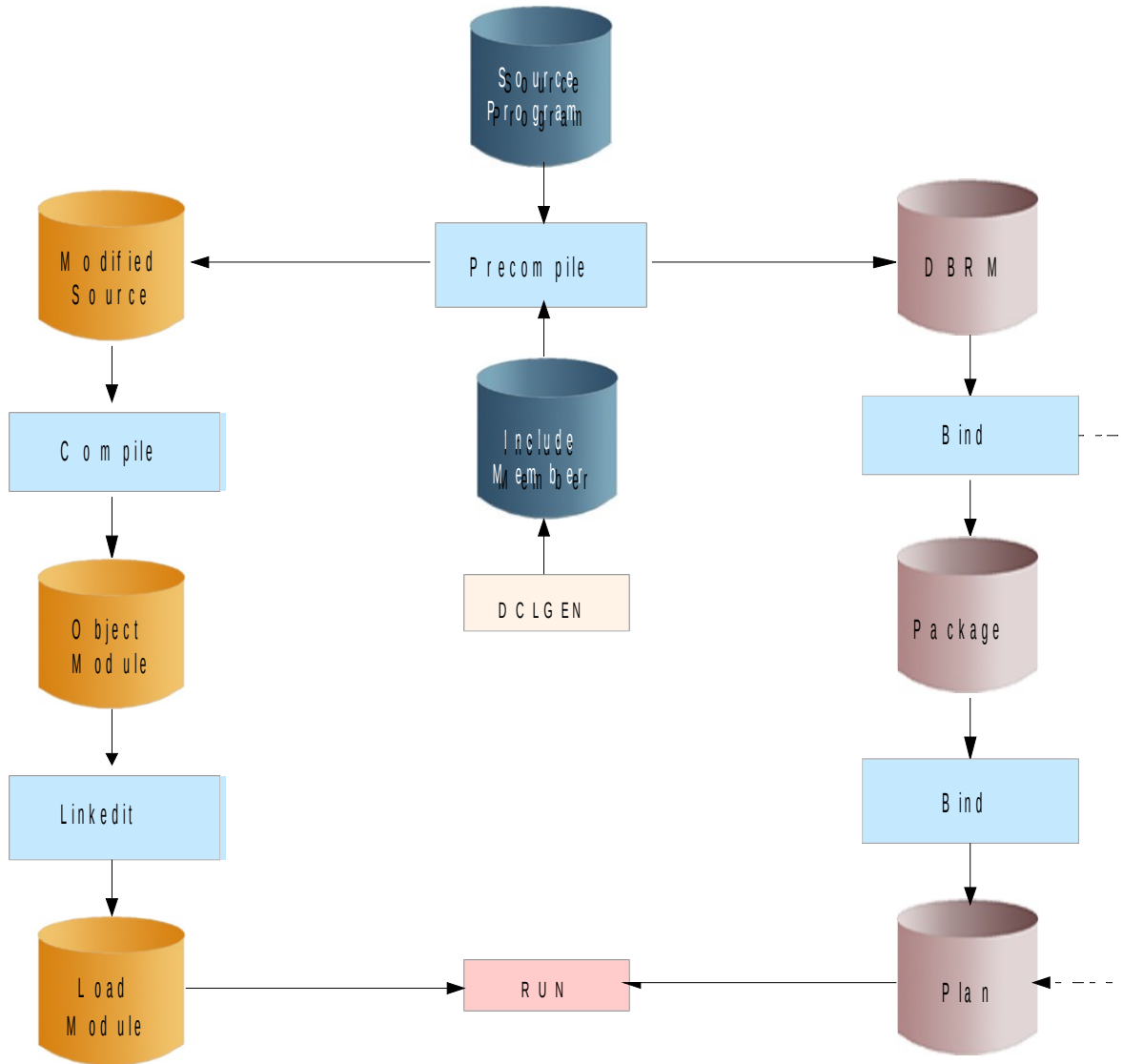
***** Top of Data *****
Line 00000000 Col 001 080
Scroll ==> PAGE
17891797.....g<WASHINGTON      George      1 General Dr.      We
17971801.....c.ADAMS            John        2 Harvard Lawyer   Br
18011809.....a.JEFFERSON        Thomas      3 Planter St.      Al
18091817.....&..MADISON         James       4 Good Wife St.    Po
18171825.....MONROE            James       5 Honest Ln.       We
18251829.....ADAMS II          John Quincy  6 Harvard Lawyer   Br
18291837.....c.JACKSON         Andrew      7 Brawler St.      Wa
18371841.....&.VAN BUREN        Martin      8 Dutch Rd.        Co
18411841.....HARRISON          William Henry 9 Medicine St.     Ch
18411845.....*TYLER            John        10 Accidency Ln.   Ch
18451849..... *POLK             James       11 Strong Way      Me
18491850.....bb.TAYLOR          Zachary     12 Army Rd.        Or
18501853.....FILLMORE          Millard     13 American Dream St. Ca
18531857.....&@PIERCE          Franklin    14 Lost Son        Hi
18571861.....\ .BUCHANAN       James       15 Debater Rd.     Me
18611865.....LINCOLN           Abraham     16 Civil War Ln.   Ho
18651869.....- <JOHNSON        Andrew      17 Ruthless Rd.    Ra
18691877.....i.GRANT            Ulysses S. 18 Bewildered St.  Po
18771881.....f.*HAYES           Rutherford B. 19 No Booze St.    De
18811881.....- @GARFIELD       James       20 Professor Ln.   Or
18811885.....ARTHUR            Chester     21 Teacher Ln.     Fa
18851889.....r...CLEVELAND      Grover      22 Focused St.     Ca
18891893.....HARRISON          Benjamin    23 Little Ben Ln.  No
18931897..... <CLEVELAND II     Grover      24 Imback Rd.      Ca
18971901.....ñ.MCKINLEY         William     25 Tariff Expert St. Ni
19011909.....â.m.ROOSEVELT       Theodore    26 Young St.       Ne
19091913......p.TAFT            William H.  27 Middle Way      Ci
  
```

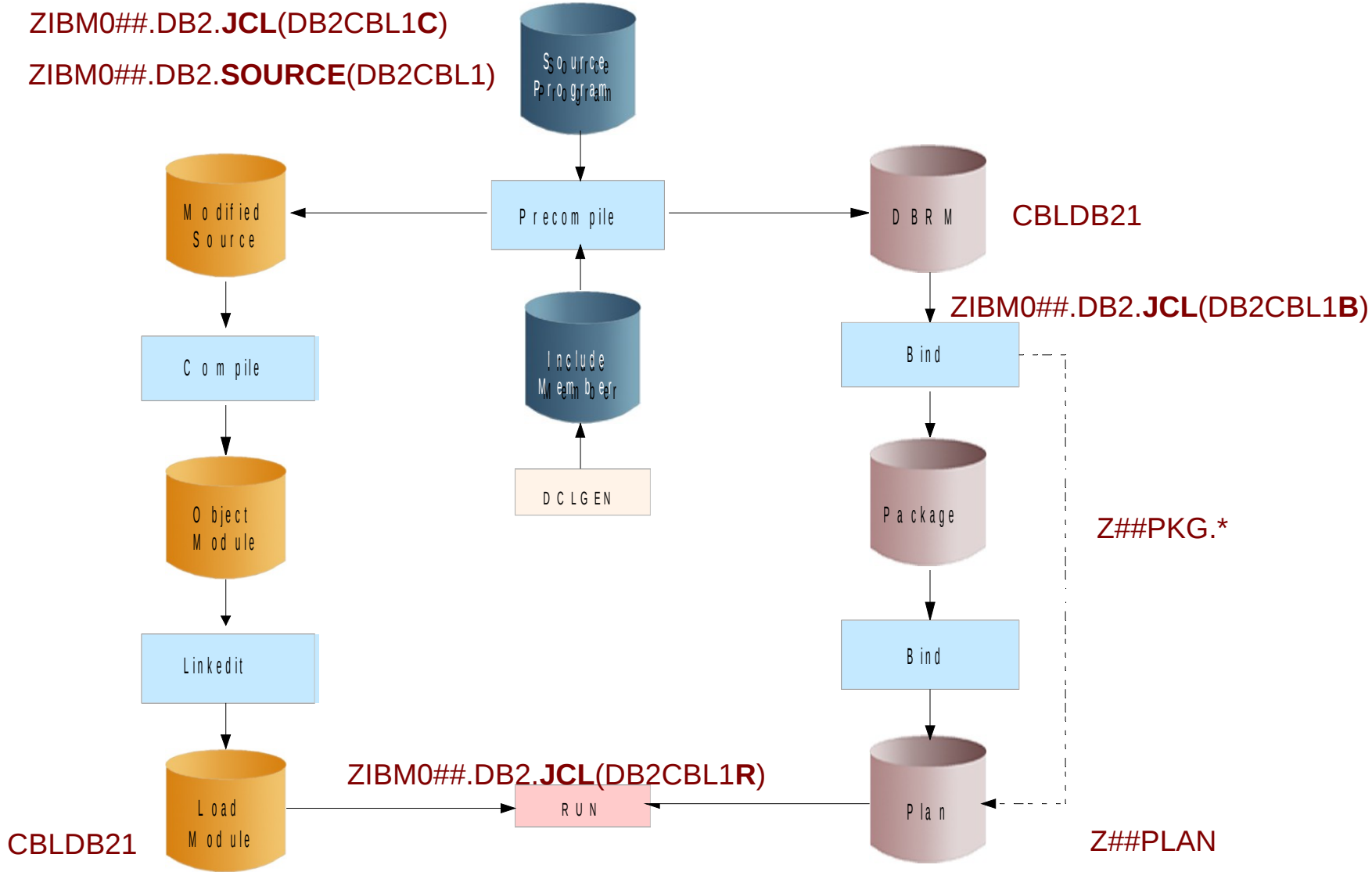


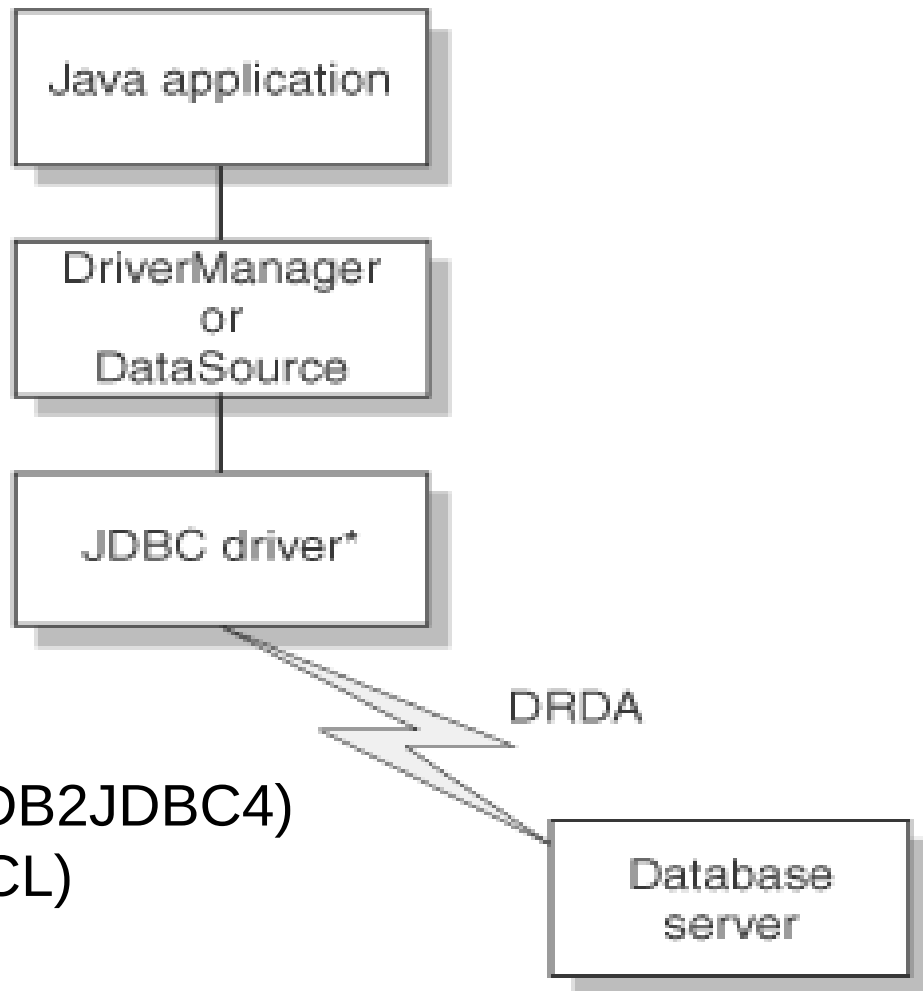
Comment (--) the select line just executed.

Remove comment from other select lines in db2.sql(acct3) to execute other select syntax forms to retrieve different result sets.

# DB2 - Application Programming







ZIBM0##.DB2.SOURCE(DB2JDBC4)  
ZIBM0##.DB2.JCL(USSJCL)

\*Java byte code executed under JVM

## DB2 Manuals

IBM Redbooks with search words DB2 z/OS